


SHAKTI PUMPS (FZE)
SHARJAH, UAE
Balance Sheet As at 31st March 2024

(Amount in AED)

S. No.	Particular	Note No.	As At Mar 31 2024	As At Mar 31' 2023
			(Unaudited)	(Unaudited)
	ASSETS			
1	Non - Current Assets		-	-
2	Current Assets			
(a)	Inventories	1	20,44,844	26,04,755
(b)	Financial Assets	2		
(i)	Trade Receivables	2.1	1,58,77,558	1,33,34,452
(ii)	Cash and Cash Equivalents	2.2	1,86,554	3,10,810
(c)	Other Current Assets	4	7,64,192	6,44,926
	Total Current Assets		1,88,73,148	1,68,94,944
	Total Assets		1,88,73,148	1,68,94,944
	EQUITY AND LIABILITIES			
1	Equity			
(a)	Equity Share Capital	5	9,00,000	9,00,000
(b)	Other Equity	6	1,29,49,843	1,18,60,184
	Total Equity		1,38,49,843	1,27,60,184
	Liabilities			
2	Non-Current Liabilities		-	-
3	Current Liabilities			
(a)	Financial Liabilities	7		
(i)	Trade Payables	7.1	48,07,231	39,12,588
(ii)	Other Financial Liabilities	7.2	58,781	66,324
(b)	Other Current Liabilities	8	1,57,294	1,55,849
	Total Current Liabilities		50,23,305	41,34,760
	Total Equity and Liabilities		1,88,73,148	1,68,94,944

For Shakti Pumps (FZE)



Place: Pithampur
Date: Apr 25, 2024

Ramesh Patidar
Director
(DIN 00931437)

SHAKTI PUMPS (FZE)

SHARJAH, UAE

Statement of Financial Results for the Quarter & period ended on 31st March 2024


(Amount in AED)

S. No.	Particular	Quarter Ended on			Year Ended on	
		Mar 31' 2024	Dec 31' 2023	Mar 31' 2023	Mar 31' 2024	Mar 31' 2023
		(Unaudited)	(Unaudited)	(Unaudited)	(Unaudited)	(Unaudited)
1	Revenue from Operations	79,06,173	1,52,10,256	1,03,63,840	4,01,94,557	4,30,18,925
	Other Income	-	-	-	-	-
	Total Revenue	79,06,172	1,52,10,256	1,03,63,839	4,01,94,557	4,30,18,925
2	Expenses					
	Cost of Material Consumed	61,29,405	1,26,18,301	89,05,387	3,33,15,133	3,95,87,487
	Changes in Inventories of Finished Goods, Stock-in-Trade and Work-in-Progress	60,502	1,95,052	62,864	5,59,912	(1,26,558)
	Employee Benefits Expenses	1,85,254	1,70,493	1,10,957	6,32,580	4,50,390
	Finance Costs	3,851	1,879	7,341	44,336	23,948
	Depreciation and Amortisation Expenses	-	-	-	-	-
	Other Expenses	5,89,162	2,93,269	2,05,347	12,52,935	6,71,833
	Total Expenses	69,68,172	1,32,78,992	92,91,896	3,58,04,896	4,06,07,101
3	Profit/(Loss) before Tax	9,38,000	19,31,264	10,71,944	43,89,661	24,11,824
4	Tax Expense:					
	(1) Current Tax	-	-	-	-	-
	(2) Deferred Tax	-	-	-	-	-
5	Net Profit after Tax	9,38,000	19,31,264	10,71,944	43,89,661	24,11,824
6	Paid-up equity share capital (Face value: AED 150000 per share)	9,00,000	9,00,000	9,00,000	9,00,000	9,00,000
7	Earnings per Equity Share					
	(1) Basic	1,56,333	3,21,877	1,78,657	7,31,610	4,01,971
	(2) Diluted	1,56,333	3,21,877	1,78,657	7,31,610	4,01,971

* The above results have been reviewed by the Audit Committee and approved by the Board of Directors at their respective meetings held on April 25, 2024.

* Figures for the corresponding previous period have been regrouped/rearranged, wherever necessary.

For Shakti Pumps (FZE)



Ramesh Patidar
Director
(DIN 00931437)

Place: Pithampur
Date: Apr 25, 2024

SHAKTI PUMPS (FZE)
SHARJAH, UAE


Cash Flow Statement for the Period ended on 31st Mar 2024

(Amount in AED)

	Particulars	2023-24	2022-23
A	Cash flows from operating activities :		
	Net profit before tax	43,89,660	24,11,823
	Adjusted For :		
	Dividend		
	Realized gain/loss on forex	-	-
	Operating profit before working capital changes	43,89,660	24,11,823
	Adjusted For :		
	(Increase)/Decrease in Trade Receivables	(25,43,106)	(28,02,235)
	(Increase)/Decrease in Inventories	5,59,912	(1,26,558)
	Increase/(Decrease) in Trade Payables	8,94,642	3,25,760
	(Increase)/Decrease in financial and other assets	(1,19,264)	2,29,548
	Increase/(Decrease) in financial liabilities and provisions	(7,543)	5,811
	Increase/(Decrease) in Other Current Liabilities & Provisions	1,444	(2,29,049)
	Cash generated from operations	31,75,745	(1,84,900)
	Income taxes (paid)/refund (net)		
	Net cash generated from in operating activities (A)	31,75,745	(1,84,900)
B	CASH FLOW FROM INVESTING ACTIVITIES		
	Net Cash Used in Investing Activities (B)	-	-
C	CASH FLOW FROM FINANCING ACTIVITIES		
	Interest Paid	-	-
	Dividend Paid (Inc. DDT)	(33,00,000)	-
	Proceeds from issuance of share capital		
	Net Cash Used in Financing Activities (C)	(33,00,000)	-
	Net Change in Cash & Cash Equivalents (A+B+C)	(1,24,255)	(1,84,900)
	Cash & Cash Equivalents at the beginning of the period	3,10,810	4,95,710
	Cash & Cash Equivalents at the end of the period	1,86,554	3,10,810
Note : 1. Figures in Brackets represent Cash Outflow 2. Cash and cash equivalents comprise of :			

Particulars	As At Mar 31, 2024	As At Mar 31, 2023
Cash on hand	-	-
Balance with scheduled banks	1,86,554	3,10,810
Total	1,86,554	3,10,810

For Shakti Pumps (FZE)




Ramesh Patidar
Director
(DIN 00931437)

Place: Pithampur
Date: Apr 25, 2024

SHAKTI PUMPS (FZE)
SHARJAH, UAE
Balance Sheet As at 31st March 2024

(Amount in Rs.)				
S No.	Particular	Note No.	As At Mar 31 2024 (Unaudited)	As At Mar 31' 2023 (Unaudited)
1	ASSETS			
	Non - Current Assets		-	-
2	Current Assets			
(a)	Inventories	1	4,57,65,546	5,80,84,275
(b)	Financial Assets	2		
(i)	Trade Receivables	2.1	35,53,54,868	29,73,49,208
(ii)	Cash and Cash Equivalents	2.2	41,75,262	69,30,855
(c)	Other Current Assets	4	1,71,03,300	1,43,81,412
	Total Current Assets		42,23,98,975	37,67,45,750
	Total Assets		42,23,98,975	37,67,45,750
1	EQUITY AND LIABILITIES			
	Equity			
(a)	Equity Share Capital	5	1,56,56,115	1,56,56,115
(b)	Other Equity	6	29,43,16,504	26,88,87,283
	Total Equity		30,99,72,619	28,45,43,398
	Liabilities			
2	Non-Current Liabilities		-	-
3	Current Liabilities			
(a)	Financial Liabilities	7		
(i)	Trade Payables	7.1	10,75,90,399	8,72,48,058
(ii)	Other Financial Liabilities	7.2	13,15,575	14,78,975
(b)	Other Current Liabilities	8	35,20,382	34,75,319
	Total Current Liabilities		11,24,26,356	9,22,02,351
	Total Equity and Liabilities		42,23,98,975	37,67,45,750

For Shakti Pumps (FZE)



Ramesh Patidar
Director
(DIN 00931437)

Place: Pithampur
Date: Apr 25, 2024

SHAKTI PUMPS (FZE)

SHARJAH, UAE

Statement of Financial Results for the Quarter & period ended on 31st March 2024

(Amount in Rs.)

S. No.	Particular	Quarter Ended on			Year Ended on	
		Mar 31' 2024	Dec 31' 2023	Mar 31' 2023	Mar 31' 2024	Mar 31' 2023
		(Unaudited)	(Unaudited)	(Unaudited)	(Unaudited)	(Unaudited)
1	Revenue from Operations	17,46,48,133	34,16,59,832	22,22,55,193	89,79,51,838	91,97,85,597
	Other Income	-	-	-	-	-
	Total Revenue	17,46,48,133	34,16,59,832	22,22,55,193	89,79,51,838	91,97,85,597
2	Expenses					
	Cost of Material Consumed	18,16,87,514	28,78,39,452	19,10,79,104	74,44,54,382	85,10,86,202
	Changes in Inventories of Finished Goods, Stock-in-Trade and Work-in-Progress	(4,50,99,168)	6,420	12,92,935	1,23,18,729	(73,73,944)
	Employee Benefits Expenses	41,11,205	38,34,330	23,79,297	1,41,31,915	96,29,756
	Finance Costs	83,562	44,198	1,57,303	9,90,470	5,12,041
	Depreciation and Amortisation Expenses	-	-	-	-	-
	Other Expenses	1,31,21,312	65,89,781	40,38,691	2,79,90,746	1,43,64,435
	Total Expenses	15,39,04,425	29,83,14,181	19,89,47,330	79,98,86,242	86,82,18,491
3	Profit/(Loss) before Tax	2,07,43,708	4,33,45,651	2,33,07,863	9,80,65,596	5,15,67,106
4	Tax Expense:					
	(1) Current Tax	-	-	-	-	-
	(2) Deferred Tax	-	-	-	-	-
5	Net Profit after Tax	2,07,43,708	4,33,45,651	2,33,07,863	9,80,65,596	5,15,67,106
6	Paid-up equity share capital (Face value: INR 2609352.50 per share)	1,56,56,115	1,56,56,115	1,56,56,115	1,56,56,115	1,56,56,115
7	Earnings per Equity Share (INR)					
	(1) Basic	34,57,285	72,24,275	38,84,644	1,63,44,266	85,94,518
	(2) Diluted	34,57,285	72,24,275	38,84,644	1,63,44,266	85,94,518

* The above results have been reviewed by the Audit Committee and approved by the Board of Directors at their respective meetings held on April 25, 2024.

* Figures for the corresponding previous period have been regrouped/rearranged, wherever necessary.

For Shakti Pumps (FZE)



Ramesh Patidar
Director
(DIN 00931437)

Place: Pithampur
Date: Apr 25, 2024

SHAKTI PUMPS (FZE)

SHARIAH, IIAF

Cash Flow Statement for the Period ended on 31 March 2024

(Amount in Rs.)

	Particulars	2023-24	2022-23
A	Cash flows from operating activities :		
	Net profit before tax	9,92,86,363	7,27,89,245
	Adjusted For :		
	Interest Expenses	-	-
	Dividend	-	-
	Operating profit before working capital changes	9,92,86,363	7,27,89,245
	Adjusted For :		
	(Increase)/Decrease in Trade Receivables	(5,80,05,659)	(8,18,32,831)
	(Increase)/Decrease in Inventories	1,23,18,729	(73,73,944)
	Increase/(Decrease) in Trade Payables	2,03,42,342	1,38,52,213
	(Increase)/Decrease in financial and other assets	(27,21,888)	35,12,596
	Increase/(Decrease) in financial liabilities and provisions	(1,63,400)	2,40,724
	Increase/(Decrease) in Other Current Liabilities & Provisions	45,064	(44,00,659)
	Cash generated from operations	7,11,01,550	(32,12,657)
	Income taxes (paid)/refund (net)	-	-
	Net cash generated from in operating activities (A)	7,11,01,550	(32,12,657)
B	CASH FLOW FROM INVESTING ACTIVITIES		
	Net Cash Used in Investing Activities (B)	-	-
C	CASH FLOW FROM FINANCING ACTIVITIES		
	Interest Paid	-	-
	Dividend Paid (Inc. DDT)	(7,38,57,143)	-
	Proceeds from issuance of share capital		
	Net Cash Used in Financing Activities (C)	(7,38,57,143)	-
	Net Change in Cash & Cash Equivalents (A+B+C)	(27,55,593)	(32,12,657)
	Cash & Cash Equivalents at the beginning of the year	69,30,855	1,01,43,512
	Cash & Cash Equivalents at the end of the year	41,75,262	69,30,855

Note : 1. Figures in Brackets represent Cash Outflow
2. Cash and cash equivalents comprise of :

Particulars	As At	As At
	Mar 31' 2024	Mar 31' 2023
Cash on hand	-	49,205
Balance with scheduled banks	41,75,262	68,81,650
Total	41,75,262	69,30,855

For Shakti Pumps (FZE)



Ramesh Patidar
Director
(DIN 00931437)

Place: Pithampur
Date: Apr 25, 2024