

SHAKTI PUMPS (BANGLADESH) LIMITED
CASH FLOW STATEMENT FOR THE PERIOD ENDED ON 31ST MARCH, 2024

(Amount in TAKA)

	Particulars	2023-24	2022-23
A	CASH FLOW FROM OPERATING ACTIVITIES		
	Net profit before tax	(16,55,131)	(18,70,738)
	Operating profit before working capital changes	(16,55,131)	(18,70,738)
	Adjusted For :		
	(Increase)/Decrease in Trade Receivables	18,70,170	53,44,800
	(Increase)/Decrease in Inventories	-	-
	(Increase)/Decrease in Financial and Other Assets	44,000	(51,000)
	Increase/(Decrease) in Trade Payables	(5,55,000)	(36,88,000)
	Increase/(Decrease) in financial liabilities and provisions	1,41,244	5,30,086
	Increase/(Decrease) in Other Current Liabilities & Provisions	-	1,43,27,885
	Cash generated from operations	(1,54,718)	2,65,148
	Income taxes (paid)/refund (net)	-	(3,27,283)
	Net Cash flow from/(used in) Operating Activities (A)	(1,54,718)	(62,135)
B	CASH FLOW FROM INVESTING ACTIVITIES		
	Net Cash flow from/(used in) Investing Activities (B)	-	-
C	CASH FLOW FROM FINANCING ACTIVITIES		
	Net Cash flow from/(used in) Financing Activities (C)	-	-
	Net Change in Cash & Cash Equivalents (A+B+C)	(1,54,718)	(62,135)
	Cash & Cash Equivalents at the beginning of the year	1,65,350	2,27,485
	Cash & Cash Equivalents at the end of the period	10,632	1,65,350

Note : 1. Figures in Brackets represent Cash Outflow
2. Cash and cash equivalents comprise of :

Particulars	As at March 31, 2024	As at March 31, 2023
Cash on hand	-	-
Balance with scheduled banks	10,632	1,65,350
Total	10,632	1,65,350

For Shakti Pumps (Bangladesh) Limited




Ramesh Patidar
Director
(DIN 00931437)

Place: Pithampur
Date: April 25, 2024

SHAKTI PUMPS (BANGLADESH) LIMITED
DHAKA, BANGLADESH
BALANCE SHEET AS AT MARCH 31st, 2024

		(Amount in TAKA)	
	Particulars	As at March 31, 2024 (Unaudited)	As at March 31, 2023 (Unaudited)
I	ASSETS		
1	Non - Current Assets	-	-
2	Current Assets		
	(a) Inventories	4,57,840	4,57,840
	(b) Financial Assets		
	(i) Trade Receivables	1,26,02,000	1,44,72,170
	(ii) Cash and Cash Equivalents	10,632	1,65,350
	(iii) Other Financial Assets	7,000	7,000
	(c) Other Current Assets	32,69,894	33,13,894
	Total Current Assets	1,63,47,366	1,84,16,254
	Total Assets	1,63,47,366	1,84,16,254
II	EQUITY AND LIABILITIES		
	Equity		
	(a) Equity Share Capital	41,00,000	41,00,000
	(b) Share Application Money Pending Allotment	41,672	41,672
	(c) Other Equity	(47,85,787)	(31,30,656)
	Total Equity	(6,44,115)	10,11,016
	Liabilities		
1	Non-Current Liabilities	-	-
2	Current Liabilities		
	(a) Financial Liabilities		
	(i) Trade Payables	15,83,911	21,38,911
	(ii) Other Financial Liabilities	13,39,685	10,73,949
	(b) Other Current Liabilities	1,40,67,885	1,40,67,885
	(c) Current Tax Liabilities (Net)	-	1,24,493
	Total Current Liabilities	1,69,91,481	1,74,05,238
	Total Equity and Liabilities	1,63,47,366	1,84,16,254

For Shakti Pumps (Bangladesh) Limited



Place: Pithampur
Date: April 25, 2024

Ramesh Patidar
Director
(DIN 00931437)


SHAKTI PUMPS (BANGLADESH) LIMITED
DHAKA, BANGLADESH
Statement of Financial Results for the Quarter & Year ended on March 31st, 2024

(Amount in TAKA)

S. No.	Particulars	Quarter Ended on			Year Ended On	
		March 31, 2024	December 31, 2023	March 31, 2023	March 31, 2024	March 31, 2023
		(Unaudited)	(Unaudited)	(Unaudited)	(Unaudited)	(Unaudited)
1	Revenue from Operations	-	-	-	-	-
	Other Income	-	-	-	-	-
	Total Revenue	-	-	-	-	-
2	Expenses					
	Cost of Material Consumed	-	-	0.41	-	0.41
	Changes in Inventories of Finished Goods, Stock-in-Trade and Work-in-Progress	-	-	(0.41)	-	(0.41)
	Employee Benefits Expenses	1,97,000	2,91,000	2,91,000	10,70,000	11,94,000
	Finance Costs	6,325	845	3,520	8,216	3,865
	Other Expenses	1,64,016	1,33,983	1,61,378	5,76,915	6,72,873
	Total Expenses	3,67,341	4,25,828	4,55,898	16,55,131	18,70,738
3	Profit/(Loss) before Tax	(3,67,341)	(4,25,828)	(4,55,898)	(16,55,131)	(18,70,738)
4	Tax Expense:					
	(1) Current Tax	-	-	-	-	4,51,776
	(2) Deferred Tax	-	-	-	-	-
5	Net Profit after Tax	(3,67,341)	(4,25,828)	(4,55,898)	(16,55,131)	(23,22,514)
6	Paid-up equity share capital	41,00,000	41,00,000	41,00,000	41,00,000	41,00,000
	(Face value: TAKA 100 per share)					
	No. of Share	41,000	41,000	41,000	41,000	41,000
7	Earnings per Equity Share					
	(1) Basic	(8.96)	(10.39)	(11.12)	(40.37)	(56.65)
	(2) Diluted	(8.96)	(10.39)	(11.12)	(40.37)	(56.65)

- * The above results have been reviewed by the Audit Committee and approved by the Board of Directors at their respective meetings held on April 25, 2024.
- * Figures for the corresponding previous period have been regrouped/rearranged, wherever necessary.

For Shakti Pumps (Bangladesh) Limited



Ramesh Patidar
Director
(DIN 00931437)

Place: Pithampur
Date: April 25, 2024

SHAKTI PUMPS (BANGLADESH) LIMITED
DHAKA, BANGLADESH

Statement of Financial Results for the Quarter & Year ended on March 31st, 2024


(Amount in INR)

S. No.	Particulars	Quarter Ended on			Year Ended On	
		March 31, 2024	December 31, 2023	March 31, 2023	March 31, 2024	March 31, 2023
		(Unaudited)	(Unaudited)	(Unaudited)	(Unaudited)	(Unaudited)
1	Revenue from Operations	-	-	-	-	-
	Other Income	-	-	-	-	-
	Total Revenue	-	-	-	-	-
2	Expenses					
	Cost of Material Consumed	(1.41)	-	(9,156)	(9,157)	(9,156)
	Changes in Inventories of Finished Goods, Stock-in-Trade and Work-in-Progress	1.41	-	9,156	9,157	9,156
	Employee Benefits Expenses	1,51,690	2,24,070	82,635	8,23,900	9,85,635
	Finance Costs	4,870	651	2,846	6,326	3,191
	Other Expenses	1,26,291	1,03,168	43,955	4,44,224	5,55,450
	Total Expenses	2,82,851	3,27,889	1,29,436	12,74,450	15,44,276
3	Profit/(Loss) before Tax	(2,82,851)	(3,27,889)	(1,29,436)	(12,74,450)	(15,44,276)
4	Tax Expense:					
	(1) Current Tax	-	-	(78,839)	-	3,72,937
	(2) Deferred Tax	-	-	-	-	-
5	Net Profit after Tax	(2,82,851)	(3,27,889)	(50,596)	(12,74,450)	(19,17,212)
	Other Comprehensive Income	3,672	4,259	(27,262)	(3,675)	(2,06,996)
	Total Comprehensive Income /loss for the year (IX+X)	(2,79,179)	(3,23,630)	(77,858)	(12,78,125)	(21,24,208)
6	Paid-up equity share capital (Face value: TAKA 100 per share)	37,26,750	37,26,750	37,26,750	37,26,750	37,26,750
	No. of Share	37,268	37,268	37,268	37,268	37,268
7	Earnings per Equity Share					
	(1) Basic	(7.59)	(8.80)	(1.36)	(34.20)	(51.44)
	(2) Diluted	(7.59)	(8.80)	(1.36)	(34.20)	(51.44)

* The above results have been reviewed by the Audit Committee and approved by the Board of Directors at their respective meetings held on April 25, 2024.

* Figures for the corresponding previous period have been regrouped/rearranged, wherever necessary.

For Shakti Pumps (Bangladesh) Limited



Ramesh Patidar
Director
(DIN 00931437)


Place: Pithampur
Date: April 25, 2024

SHAKTI PUMPS (BANGLADESH) LIMITED
DHAKA, BANGLADESH
BALANCE SHEET AS AT MARCH 31st, 2024

(Amount in INR)

	Particulars	As at March 31, 2024	As at March 31, 2023
		(Unaudited)	(Unaudited)
I	ASSETS		
1	Non - Current Assets	-	-
2	Current Assets		
(a)	Inventories	3,63,291	3,72,449
(b)	Financial Assets		
(i)	Trade Receivables	95,77,520	1,12,88,293
(ii)	Cash and Cash Equivalents	8,000	1,28,973
(iii)	Other Financial Assets	5,320	5,460
(c)	Other Current Assets	24,85,119	25,84,839
	Total Current Assets	1,24,39,330	1,43,80,014
	Total Assets	1,24,39,330	1,43,80,014
II	EQUITY AND LIABILITIES		
	Equity		
(a)	Equity Share Capital	37,26,750	37,26,750
(b)	Share Application Money Pending Allotment	37,878	37,878
(c)	Other Equity	(42,38,824)	(29,60,699)
	Total Equity	(4,74,196)	8,03,929
	Liabilities		
1	Non-Current Liabilities	-	-
2	Current Liabilities		
(a)	Financial Liabilities		
(i)	Trade Payables	12,03,772	16,68,350
(ii)	Other Financial Liabilities	10,18,161	8,37,680
(b)	Other Current Liabilities	1,06,91,593	1,09,72,950
(c)	Current Tax Liabilities (Net)	-	97,105
	Total Current Liabilities	1,29,13,526	1,35,76,085
	Total Equity and Liabilities	1,24,39,330	1,43,80,014

For Shakti Pumps (Bangladesh) Limited



Place: Pithampur
Date: April 25, 2024

Ramesh Patidar
Director
(DIN 00931437)