


SHAKTI PUMPS [INDIA] LIMITED
Regd. Office: Plot No. 401,402 & 413, Sector-III, Industrial Area, Pithampur , Distt. Dhar (M.P.) - 454774
CIN: L29120MP1995PLC009327
Statement of Audited Consolidated Financial Results for the Quarter and Year ended 31 March 2018

(Rs. In lacs except per share data)

S.No	Particulars	Quarter ended March 31, 2018	Quarter ended December 31, 2017	Quarter ended March 31, 2017	Year ended March 31, 2018	Year ended March 31, 2017
		Audited	Unaudited	Audited	Audited	Audited
I	Revenue from operations	12,995.05	14,766.73	16,655.29	43,360.56	42,457.70
II	Other Operating Income	80.57	0.99	56.38	300.20	446.53
III	Other income	165.84	99.54	106.69	349.36	210.77
IV	Total revenue (I+II+III)	13,241.46	14,867.26	16,818.36	44,010.12	43,114.99
V	Expenses					
	Cost of materials consumed	6,872.50	8,268.78	8,519.24	23,650.48	22,534.45
	Purchase of Stock-in-Trade	-	-	-	-	-
	Changes in inventories of finished goods, stock-in-trade and work-in-progress	529.77	121.40	586.75	156.28	889.98
	Employee benefits expense	1,133.84	1,132.82	1,071.31	4,455.43	4,131.83
	Finance costs	430.13	354.16	407.02	1,400.91	1,651.35
	Depreciation and amortisation expense	348.96	355.11	324.23	1,394.95	1,279.80
	Other expenses	2,229.88	2,196.87	4,154.07	7,655.09	9,302.74
	Total expenses (V)	11,545.08	12,429.13	15,062.62	38,713.14	39,790.15
VI	Profit/(loss) before exceptional items and tax (IV-V)	1,696.38	2,438.12	1,755.74	5,296.98	3,324.84
VII	Exceptional Items	-	-	-	-	-
VIII	Profit/ (loss) before exceptions items and tax(VI-VII)	1,696.38	2,438.12	1,755.74	5,296.98	3,324.84
IX	Tax expense:					
	(1) Current tax	733.75	693.12	439.11	1,731.28	1,036.55
	(2) Short/Excess provision of Tax	-	-	-	-	-
	(3) Deferred tax	3.75	77.22	154.15	154.56	147.04
	(4) MAT Credit Entitlement	-	-	(23.43)	-	(23.43)
X	Profit/(loss) for the period (VIII-IX)	958.88	1,667.78	1,185.90	3,411.14	2,164.67
XI	Other Comprehensive Income	53.59	18.04	(59.80)	73.34	4.20
	A. (i) Items that will not be reclassified to profit or loss	13.32	(11.22)	(129.32)	5.82	(136.52)
	(ii) Income tax relating to items that will not be reclassified to profit or loss	-	-	-	(2.01)	47.25
	B. (i) Items that will be reclassified to profit or loss	76.11	29.26	85.80	105.37	109.75
	(ii) Income tax relating to items that will be reclassified to profit or loss	(35.83)	-	(16.28)	(35.83)	(16.28)
XII	Total Comprehensive Income for the period (X+XI)Comprising Profit (Loss) and Other comprehensive Income for the period)	1,012.47	1,685.82	1,126.10	3,484.48	2,168.87
XIII	Paid-up equity share capital (Face value: Rs.10/- per share)	1,838.02	1,838.02	1,838.02	1,838.02	1,838.02
XIV	Earnings per equity share					
	(1) Basic	5.22	9.07	6.45	18.56	11.78
	(2) Diluted	5.22	9.07	6.45	18.56	11.78



Notes:

- * The Board has recommended a dividend of Rs. 3.7 per equity share of (Face Value of Rs.10/-) Each i.e 37% for the financial year ended 31 March 2018

Standalone financial information of the Company:	Quarter ended March 31, 2018	Quarter ended December 31, 2017	Quarter ended March 31, 2017	Year ended March 31, 2018	Year ended March 31, 2017
Particular	Audited	Unaudited	Audited	Audited	Audited
Turnover	12,542.39	14,248.11	16,502.25	41,601.52	41,124.86
Profit before interest, depreciation and tax (PBITD)	2,231.48	2,955.23	2,478.78	7,176.24	6,098.19
Profit before tax	1,462.14	2,256.26	1,757.41	4,422.46	3,214.27
Profit after tax	783.99	1,530.57	1,187.94	2,711.05	2,182.56

- * The figures for the corresponding previous quarter, and year ended have been restated /regrouped whenever necessary, to make them comparable.

- * On 05th February 2018, The Company has acquired 100% Shares of Shakti Energy Solutions Pvt. Ltd., acquisition result in Capital Reserve.

- * First time adoption of Ind AS: The Company adopted Indian Accounting Standards ("Ind AS") from 01 April 2017 and accordingly these financial results have been prepared in accordance with the recognition and measurement principles laid down in Ind AS 34 'Interim Financial Reporting' prescribed under Section 133 of the Companies Act, 2013 read with the relevant rules issued there under and the other accounting principles generally accepted in India. The reconciliation of consolidated profit between Ind AS and Indian GAAP for the March quarter ended is not required as company is giving quarterly consolidated financial results for the first time in Ind-AS.

- * Reconciliation between financial results, as previously reported and as restated under Ind-AS are as under

S.No	Particular	Profit reconcil	Other Equity
		Year ended 31-Mar-17	As at 31-Mar-17
	Net profit/Total Equity (Shareholder's fund) as per Indian GAAP	2,054.17	21,837.26
(a)	Borrowings at Amortised Cost	(8.12)	2.56
(b)	Remeasurement (Gain)/Loss on Defined Benefit Plans	89.27	-
(c)	Unrealised (Gain)/Loss impact	29.35	60.11
(d)	Deferred Tax	-	-
(e)	Proposed Dividend & Dividend Distribution Tax thereon	-	442.44
	Net Profit before Other Comprehensive Income/ Total Equity (Shareholder's Fund) as per Ind AS	2,164.67	22,342.36
(f)	Other Comprehensive Income (after Tax)	4.20	
	Total Comprehensive Income (after Tax)	2,168.87	

The Company operates its business through four operating segments, representing our business on the basis of geographies which are India, USA, UAE and Australia.

Figures for the corresponding previous periods have been regrouped/rearranged, wherever necessary. The figures of last quarter are the balancing figures between audited figures in respect of the full financial year and the published year to date figures upto the third quarter of the current financial year.

The above results have been reviewed by the Audit Committee and approved by the Board of Directors at their respective meetings held on 15 May 2018.

Place: Pithampur
Date: 15 , May , 2018




For Shakti Pumps (India) Limited

Dinesh
Dinesh Patidar
Managing Director
(Din 00549552)

SHAKTI PUMPS [INDIA] LIMITED
Statement of Consolidated Assets and Liabilities

(Rs. In lacs)

S.No	Particulars	Year ended March	Year ended March
		31, 2018	31, 2017
		Audited	Audited
	ASSETS		
1	Non-current assets		
(a)	Property, plant and equipment	12,047.23	12,092.89
(b)	Capital work-in-progress	23.97	-
(c)	Other Intangible assets	58.82	27.15
(d)	Financial assets	-	-
(i)	Investments	0.02	0.02
(ii)	Loans	261.24	811.92
(iii)	Other financial assets	-	319.65
(e)	Deferred tax assets (net)	-	-
(f)	Non-current tax assets (net)	333.88	331.62
(g)	Other non-current assets	416.48	160.39
	Total non-current assets	13,141.64	13,743.63
2	Current assets		
(a)	Inventories	11,613.73	10,352.39
(b)	Financial assets	-	-
(i)	Investments	-	-
(ii)	Trade receivables	14,334.16	13,839.62
(iii)	Cash and cash equivalents	1,036.10	401.35
(iv)	Bank balance other than above	1,527.70	919.05
(v)	Loans	221.81	435.12
(vi)	Other financial assets	702.70	468.81
(c)	Current Tax Assets (Net)	-	-
(d)	Other current assets	3,167.98	1,734.31
	Total current assets	32,604.18	28,150.65
	Total assets	45,745.82	41,894.28



EQUITY AND LIABILITIES**Equity**

(a) Equity share capital	1,838.02	1,838.02
(b) Other equity	23,525.16	20,504.35
Total equity	25,363.17	22,342.36

Liabilities**1 Non-current liabilities**

(a) Financial liabilities		
(i) Borrowings	1,464.70	709.81
(ii) Other financial liabilities	-	-
(b) Provisions	387.43	387.21
(c) Deferred tax liabilities (Net)	998.89	844.13
Total non-current liabilities	2,851.02	1,941.16

2 Current liabilities


(a) Financial liabilities		
(i) Borrowings	9,127.01	7,581.93
(ii) Trade payables	4,979.33	5,816.30
(iii) Other financial liabilities	2,275.53	2,347.62
(b) Provisions	10.91	8.93
(c) Other current liabilities	829.13	1,487.55
(d) Current Tax Liabilities (Net)	309.72	368.43
Total current liabilities	17,531.63	17,610.76

Total equity and liabilities

45,745.82	41,894.28
------------------	------------------

Date:-15.05.2018

Place:-Pithampur



For Shakti Pumps (India) Limited

Dinesh Patidar
Managing Director
(Din 00549552)



Modi Manoj & Co.

Chartered Accountants

To,
The Board of Directors,
SHAKTI PUMPS (INDIA) LIMITED

1. We have audited the Consolidated IND AS financial results ('Statement') of Shakti Pumps (India) Limited ("the Company") for the quarter ended 31 March 2018 and the financial results for the year ended 31 March 2018, attached herewith, being submitted by the Holding Company pursuant to the requirements of Regulation 33 of SEBI (Listing Obligations and Disclosure Requirements) Regulations, 2015. These quarterly financial results as well as year to date financial results have been prepared based on the financial statements, which are the responsibility of the company's management. Our responsibility is to express an opinion on these financial results based on our audit of such financial statements, which have been prepared in accordance with the Accounting Standards specified under section 133 of the Companies Act, 2013 read with relevant rules issued thereunder and other accounting principles generally accepted in India.
2. We conducted our audit in accordance with the auditing standards generally accepted in India. Those standards require that we plan and perform the audit to obtain reasonable assurance as to whether the financial results are free of material misstatement. An audit includes examining, on a test basis, evidence supporting the amounts disclosed as financial results. An audit also includes assessing the accounting principles used and significant estimates made by management. We believe our audit provides a reasonable basis for our opinion.
3. Based on our audit conducted as above, in our opinion and to the best of our information and according to the explanations given to us, these consolidated quarterly financial results as well as the consolidated year ended results:
 - a) includes the quarterly financial results and year ended results of the following entities:
 - i. Shakti Pumps FZE, UAE
 - ii. Shakti Pumps U.S.A, LLC
 - iii. Shakti Pumps Pty. Ltd, Australia
 - iv. Shakti Energy Solutions Pvt. Ltd.
 - b) are presented in accordance with the requirements of Regulation 33 of SEBI (Listing Obligations and Disclosure Requirements) Regulations, 2015 read with Circular No. CIR/CFD/FAC/62/2016 dated 05 July 2016 in this regard; and
 - c) gives a true and fair view in conformity with the aforesaid Accounting Standards and other accounting principles generally accepted in India of consolidated net profit and consolidated other comprehensive income and other financial information of the Group for the year ended 31 March 2018.





Modi Manoj & Co.

Chartered Accountants

4. Other Matters

- A. We did not audit the financial statement of foreign subsidiaries included in the consolidated financial statements, whose financial statement reflects Net Capital employed of Rs. 654.85 lacs as at 31 March 2018 and net profit after tax Rs.197.30 lacs and 675.43 for the quarter ended and year ended 31 March 2018 and total comprehensive income Rs. 1.83 lacs for the year ended 31 March 2018. These financial statements have been certified by the management and furnished to us, and our opinion, in so far as it relates to the amount included in respect of a foreign subsidiaries company as stated above, is based solely on this certified financial statement.
- B. We did not audit the financial statement of Indian subsidiary which has been acquired during the year and included in consolidated financial statements, whose financial statements reflects net capital employed 740.50 lacs as at 31 March 2018 and net profit after tax Rs. 9.67 lacs for the year ended 31 March 2018 and total comprehensive income Rs. Nil for the year ended 31 March 2018. These financial statements have been audited by other auditor, whose report has been furnished to us by the management and our opinion on the consolidated financial statement is based solely on such audited financial statements.

For Modi Manoj & Co.

Chartered Accountants

Firm Registration Number: 030165N

Manoj Modi

(Manoj Modi)

Proprietor

Membership Number: 524225



Place: Mumbai


Date: 15 May 2018

SHAKTI PUMPS [INDIA] LIMITED
 Regd. Office: Plot No. 401,402 & 413, Sector-III, Industrial Area, Pithampur, Distt. Dhar (M.P.) - 454774
 CIN: L29120MP1995PLC009327

Statement of Audited Standalone Financial Results for the Quarter and Year ended 31 March 2018

(Rs. In lacs except per share data)

S.No	Particulars	Quarter ended March 31, 2018	Quarter ended December 31, 2017	Quarter ended March 31, 2017	Year ended March 31, 2018	Year ended March 31, 2017
		Audited	Unaudited	Audited	Audited	Audited
I	Revenue from operations	12,332.17	14,140.05	16,364.12	41,013.86	40,492.85
II	Other Operating Income	106.27	8.51	56.38	300.20	446.53
III	Other income	103.94	99.55	81.75	287.46	185.48
IV	Total revenue (I+II+III)	12,542.39	14,248.11	16,502.25	41,601.52	41,124.86
V	Expenses					
	Cost of materials consumed	6,624.10	8,016.22	8,676.63	23,362.91	22,509.26
	Purchase of Stock-in-Trade	-	-	-	-	-
	Changes in inventories of finished goods, stock-in-trade and work-in-progress	625.04	312.43	370.20	53.91	312.61
	Employee benefits expense	1,091.62	1,096.67	1,040.74	4,317.57	4,004.61
	Finance costs	420.61	343.87	397.14	1,359.06	1,604.12
	Depreciation and amortisation expense	348.73	355.11	324.23	1,394.72	1,279.80
	Other expenses	1,970.14	1,867.56	3,935.90	6,690.90	8,200.20
	Total expenses (V)	11,080.24	11,991.85	14,744.84	37,179.07	37,910.60
VI	Profit/(loss) before exceptional items and tax (IV-V)	1,462.14	2,256.26	1,757.41	4,422.46	3,214.27
VII	Exceptional Items	-	-	-	-	-
VIII	Profit/ (loss) before exceptions items and tax(VI-VII)	1,462.14	2,256.26	1,757.41	4,422.46	3,214.27
IX	Tax expense:					
	(1) Current tax	674.44	648.47	438.74	1,556.89	908.09
	(2) Short/Excess provision of Tax	-	-	-	-	-
	(3) Deferred tax	3.71	77.22	154.15	154.51	147.04
	(4) MAT Credit Entitlement	-	-	(23.43)	-	(23.43)
X	Profit/(loss) for the period (VIII-IX)	783.99	1,530.57	1,187.94	2,711.05	2,182.56
XI	Other Comprehensive Income	55.73	18.04	(75.26)	77.49	(58.52)
XII	Total Comprehensive Income for the period (X+XI) Comprising Profit (Loss) and Other comprehensive Income for the period)	839.72	1,548.61	1,112.68	2,788.54	2,124.04
XIII	Paid-up equity share capital (Face value: Rs.10/- per share)	1,838.02	1,838.02	1,838.02	1,838.02	1,838.02
XIV	Earnings per equity share					
	(1) Basic	4.27	8.33	6.46	14.75	11.87
	(2) Diluted	4.27	8.33	6.46	14.75	11.87




Notes:

- * The Board has recommended a dividend of Rs. 3.7 per equity share of (Face Value of Rs.10/-) Each i.e 37% for the financial year ended 31 March 2018
- * First time adoption of Ind AS: The Company adopted Indian Accounting Standards ("Ind AS") from 01 April 2017 and accordingly these financial results have been prepared in accordance with the recognition and measurement principles laid down in Ind AS 34 'Interim Financial Reporting' prescribed under Section 133 of the Companies Act,2013 read with the relevant rules issued there under and the other accounting principles generally accepted in India.
- * Reconciliation between financial results, as previously reported and as restated under Ind-AS are as under

S.No	Particular	Profit reconciliation		Other Equity
		Quarter ended	Year ended	As at
		31-Mar-17	31-Mar-17	31-Mar-17
	Net profit/Total Equity (Shareholder's fund) as per Indian GAAP	1,094.25	2,132.16	22,167.38
(a)	Borrowings at Amortised Cost	25.33	(8.12)	2.56
(b)	Remeasurement (Gain)/Loss on Defined Benefit Plans	113.43	89.27	
(c)	Unrealised (Gain)/Loss impact	(37.96)	(30.76)	
(d)	Deferred Tax	(7.11)		
(e)	Proposed Dividend & Dividend Distribution Tax thereon	-		442.44
	Net Profit before Other Comprehensive Income/ Total Equity (Shareholder's Fund) as per Ind AS	1,187.94	2,182.56	22,612.38
(f)	Other Comprehensive Income (after Tax)	(75.27)	(58.52)	
	Total Comprehensive Income (after Tax)	1,112.68	2,124.04	

- * The Company has only one operating segment namely, "Pump & Motors"
- * Figures for the corresponding previous periods have been regrouped/rearranged, wherever necessary. The figures of last quarter are the balancing figures between audited figures in respect of the full financial year and the published year to date figures upto the third quarter of the current financial year.
- * The above results have been reviewed by the Audit Committee and approved by the Board of Directors at their respective meetings held on 15 May 2018.



For Shakti Pumps (India) Limited


Dinesh Patidar
Managing Director
(Din 00549552)

Place: Pithampur
Date: 15 May 2018

SHAKTI PUMPS [INDIA] LIMITED
Statement of Standalone Assets and Liabilities

(Rs. In lacs)

S.No	Particulars	Year ended March 31, 2018	Year ended March 31, 2017
		Audited	Audited
	ASSETS		
1	Non-current assets		
(a)	Property, plant and equipment	11,808.84	12,092.89
(b)	Capital work-in-progress	2.03	-
(c)	Other Intangible assets	58.82	27.15
(d)	Financial assets	-	-
(i)	Investments	1,018.93	204.80
(ii)	Loans	-	811.92
(iii)	Other financial assets	-	319.65
(e)	Deferred tax assets (net)	-	-
(f)	Non-current tax assets (net)	333.88	331.62
(g)	Other non-current assets	410.91	160.39
	Total non-current assets	13,633.41	13,948.41
2	Current assets		
(a)	Inventories	9,988.14	8,534.36
(b)	Financial assets		
(i)	Investments	-	-
(ii)	Trade receivables	15,180.04	15,605.08
(iii)	Cash and cash equivalents	766.95	119.91
(iv)	Bank balance other than above	1,241.03	919.05
(v)	Loans	221.81	435.12
(vi)	Other financial assets	701.75	468.10
(c)	Current Tax Assets (Net)	-	-
(d)	Other current assets	3,132.52	1,734.31
	Total current assets	31,232.24	27,815.93
	Total assets	44,865.64	41,764.35



EQUITY AND LIABILITIES

Equity

(a) Equity share capital	1,838.02	1,838.02
(b) Other equity	23,063.96	20,774.36
Total equity	24,901.97	22,612.38

Liabilities

1 Non-current liabilities

(a) Financial liabilities		
(i) Borrowings	1,320.00	560.00
(ii) Other financial liabilities	-	-
(b) Provisions	387.43	387.21
(c) Deferred tax liabilities (Net)	998.65	844.13
Total non-current liabilities	2,706.07	1,791.35

2 Current liabilities

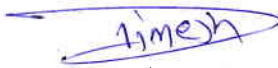
(a) Financial liabilities		
(i) Borrowings	9,127.01	7,581.93
(ii) Trade payables	4,858.24	5,810.56
(iii) Other financial liabilities	2,270.02	2,347.62
(b) Provisions	10.91	8.93
(c) Other current liabilities	740.83	1,366.82
(d) Current Tax Liabilities (Net)	250.61	244.77
Total current liabilities	17,257.60	17,360.62

Total equity and liabilities

For Shakti Pumps (India) Limited

Date:-15.05.2018

Place:-Pithampur


Dinesh Patidar


Managing Director
(Din 00549552)



To,
The Board of Directors,
SHAKTI PUMPS (INDIA) LIMITED

1. We have audited the standalone IND AS financial results of Shakti Pumps (India) Limited ("the Company") for the quarter ended 31 March 2018 and the financial results for the year ended 31 March 2018, attached herewith, being submitted by the Company pursuant to the requirements of Regulation 33 of SEBI (Listing Obligations and Disclosure Requirements) Regulations, 2015. These quarterly financial results as well as the year to date financial results have been prepared based on the financial statements, which are the responsibility of the company's management. Our responsibility is to express an opinion on these financial results based on our audit of such financial statements, which have been prepared in accordance with the Accounting Standards specified under section 133 of the Companies Act, 2013 read with relevant rules issued thereunder and other accounting principles generally accepted in India.
2. We conducted our audit in accordance with the auditing standard generally accepted in India. Those standards require that we plan and perform the audit to obtain reasonable assurance about whether the financial results are free of material misstatement. An audit includes examining, on a test basis, evidence supporting the amounts disclosed as financial results. An audit also includes assessing the accounting principles used and significant estimates made by management. We believe our audit provides a reasonable basis for our opinion.
3. Based on our audit conducted as above, in our opinion and to the best of our information and according to the explanations given to us, these quarterly standalone financial results as well as the standalone year ended results:
 - i. are presented in accordance with the requirement of Regulation 33 of The SEBI (Listing Obligations and Disclosure Requirements) Regulations, 2015 read with Circular No. CIR/CFD/FAC/62/2016 dated 05 July 2016 in this regard: and
 - ii. give true and fair view of the net profit including other comprehensive income and other financial information for the quarter ended 31 March 2018 as well as the standalone financial results for the year ended 31 March 2018.

For Modi Manoj & Co.
Chartered Accountants
Firm Registration Number: 030165N


(Manoj Modi)
Proprietor
Membership Number: 524225



Place: Mumbai
Date: 15 May 2018

SHAKTI PUMPS [INDIA] LIMITED

Information about Operating Segments:

(Rs. In laes)

Particular	Quarter ended March 31, 2018	Quarter ended December 31, 2017	Quarter ended March 31, 2017	Year ended March 31, 2018	Year ended March 31, 2017
	Audited	Unaudited	Audited	Audited	Audited
1. Segment Revenue					
India	12,825.26	14,248.10	16,502.24	41,884.39	41,124.86
USA	476.72	370.96	362.35	1,904.05	2,187.01
FZE	1,424.97	1,108.94	870.25	4,184.14	3,112.51
Australia	24.58	14.32	12.04	49.85	62.87
Total Segment Revenue	14,751.52	15,742.32	17,746.89	48,022.44	46,487.26
Inter segment sales	(1,510.06)	(875.06)	(928.53)	(4,012.31)	(3,372.26)
Income from operations	13,241.46	14,867.26	16,818.36	44,010.12	43,114.99
2. Segment Results					
Profit/(loss) before finance costs, Exceptional Items & Tax					
India	1,841.02	2,647.19	2,085.30	5,786.85	4,818.39
USA	143.94	63.43	46.82	485.62	340.91
FZE	529.48	81.36	33.97	415.27	(149.36)
Australia	12.08	0.30	(3.33)	10.16	(33.74)
Total	2,126.52	2,792.28	2,162.75	6,697.90	4,976.19
Less: Finance Cost	(430.13)	(354.16)	(407.02)	(1,400.91)	(1,651.35)
Profit before exceptional items & tax	1,696.39	2,438.12	1,755.73	5,296.98	3,324.84
Exceptional Items					
Profit before Tax	1,696.39	2,438.12	1,755.73	5,296.98	3,324.84
3. Capital Employed					
(Segment Assets)					
India	43,041.35	39,796.86	39,024.80	43,041.35	39,024.80
USA	1,134.57	1,111.84	1,329.79	1,134.57	1,329.79
FZE	1,448.02	1,037.68	1,417.35	1,448.02	1,417.35
Australia	121.88	108.77	122.35	121.88	122.35
Total Segment Assets	45,745.82	42,055.15	41,894.28	45,745.82	41,894.28
(Segment Liabilities)					
India	18,333.02	14,939.22	16,557.09	18,333.02	16,557.09
USA	331.83	370.94	803.22	331.83	803.22
FZE	1,680.05	1,435.42	2,038.71	1,680.05	2,038.71
Australia	37.74	38.64	152.89	37.74	152.89
Total Segment Liabilities	20,382.65	16,784.23	19,551.92	20,382.65	19,551.92
Net Capital Employed					
(Segment Assets-Segment Liabilities)					
India	24,708.33	24,857.63	22,467.71	24,708.33	22,467.71
USA	802.74	740.90	526.57	802.74	526.57
FZE	(232.03)	(397.74)	(621.37)	(232.03)	(621.37)
Australia	84.14	70.13	(30.54)	84.14	(30.54)
Total Capital Employed	25,363.17	25,270.92	22,342.36	25,363.17	22,342.36

Date : 15.05.2018

Place : Pithampur

For Shakti Pumps (India) Limited



Dinesh
Dinesh Patidar
Managing Director
(DIN:-00549552)



Date:-15.05.2018

To,
The Manager,
Listing Department
The BSE Limited
P.J. Towers, Dalal Street
Mumbai- MH 400001

To,
The Manager,
Listing Department
The National Stock Exchange of India Ltd.
Exchange Plaza, BKC, Bandra (E)
Mumbai-MH 400051

REF: - (ISIN- INE908D01010) SCRIP CODE BSE-531431, NSE Symbol-SHAKTIPUMP

Dear Sir,

Ref: -Declaration Pursuant to Regulation 33(3) (D) of the SEBI (Listing Obligation and Disclosure Requirement) (Amended) Regulations, 2016.

In accordance with Regulation 33(3)(d) of the SEBI (Listing Obligation and Disclosure Requirement) Regulations, 2015 as amended by the SEBI (Listing Obligation and Disclosure Requirement) (Amendment) Regulations, 2016, we hereby declare that M/s Modi Manoj & Co., Chartered Accountants (Firm registration Number: 030165N), Statutory Auditors of the Company have issued an Audit Report with unmodified opinion on Audited Financial Results (Standalone and Consolidated) of the Company for the Quarter and year ended 31st March, 2018.

Kindly take the Declaration for your information and record.

Thanking You,

Yours Faithfully,

For Shakti Pumps (India) Limited


Dinesh Patidar
Managing Director
(DIN:-00549552)



SHAKTI PUMPS (I) LTD.