

HOLDING OF SPECIFIED SECURITIES ANNEXURE - 1

1. Name of Listing Entity : SHAKTI PUMPS INDIA LIMITED

2. 531431/SPL/EQUITY

3. Share Holding Pattern Filed under: Reg. 31(1)(b) SHAREHOLDING AS ON : 31/03/2018

4. Declaration : The Listed entity is required to submit the following declaration to the extent of submission of information :-

	Particulars	Yes*	No*
1	Whether the Listed Entity has issued any partly paid up shares?		No
2	Whether the Listed Entity has issued any Convertible Securities or Warrants?		No
3	Whether the Listed Entity has any shares against which depository receipts are issued?		No
4	Whether the Listed Entity has any shares in locked-in?	Yes	
5	Whether any shares held by promoters are pledge or otherwise encumbered?	Yes	




Table I - Summary Statement holding of specified securities

Category (I)	Category of shareholder (II)	Nos. of share holders (III)	No. of fully paid up equity shares held (IV)	No. of Partly paid-up equity shares held (V)	No. of Voting shares underlying Depository Receipts (VI)	Total Nos. (VII) = (IV+V+VI)	Shareholding as a % of total no. of shares (Calculated as per SCRR, 1957) (VIII) As a % of (A+B+C2)	No of voting Rights held in each class of securities (IX)			Total as a % of (A+B+C)	No of shares underlying convertible Securities (including warrants) (X)	Total Shareholding as a % assuming full conversion of convertible securities (as a % of diluted share capital)	Number of Locked in shares (XII)		Number of shares pledged or otherwise encumbered (XIII)		Number of dematerialized equity shares held in Form (XIV)	
								Class X	Class Y	Total				No. (a)	As a % of Total shares held (b)	No. (a)	As a % of Total shares held (b)		
(A)	Promoter and Promoter Group	9	8767382	0	0	8767382	47.70	8767382	0	8767382	47.70	0	47.70	750000	8.55	2173600	24.79	8767382	0
(B)	Public	15707	9612774	0	0	9612774	52.30	9612774	0	9612774	52.30	0	52.30	0	0.00	N/A	N/A	9526866	0
(C)	Non Promoter - Non Public																		
(C1)	Shares underlying DRs	0	0	0	0	0	0.00	0	0	0	0.00	0	0.00	0	0.00	N/A	N/A	0	0
(C2)	Shares held by Employee Trusts	0	0	0	0	0	0.00	0	0	0	0.00	0	0.00	0	0.00	N/A	N/A	0	0
	Total	15716	18380156	0	0	18380156	100.00	18380156	0	18380156	100.00	0	100.00	750000	4.08	2173600	24.79	18294248	0



Table II - Statement showing Shareholding Pattern of the Promoter and Promoter Group

Category & Name of the Shareholder (i)	PAN (ii)	Nos. of share holders (iii)	No. of fully paid up equity shares held (iv)	No. of Partly paid-up equity shares held (v)	No. of shares underlying Depository Receipts (vi)	Total Nos. shares held (vii = iv+v+vi)	Shareholding % calculate as per SCRR 1957 As a % of (A+B+C2) (viii)	No of voting Rights held in each class of securities (ix)			Total as a % of Total voting rights	No of shares underlying convertible Securities (including warrants) (x)	Total Shareholding as a % assuming full conversion of convertible securities as a % of diluted share capital (xi) =(viii)+(x) as a %	Number of Locked in shares (xii)		Number of shares pledged or otherwise encumbered (xiii)		Number of equity shares held in dematerializ ed Form (xiv)
								Class X	Class Y	Total				No.(a)	As a % of Total shares held (b)	No.(a)	As a % of Total shares held (b)	
1	Indian																	
(a) Individuals/HUFs		0	0	0	0	0	0.00	0	0	0	0.00	0	0.00	0	0.00	0	0.00	0
(b) Central Govt./State Govt.		0	0	0	0	0	0.00	0	0	0	0.00	0	0.00	0	0.00	0	0.00	0
(c) Financial Institutions/Banks		0	0	0	0	0	0.00	0	0	0	0.00	0	0.00	0	0.00	0	0.00	0
(d) Any Other																		
d(1) Bodies Corporate		1	417694	0	0	417694	2.27	417694	0	417694	2.27	0	2.27	0	0.00	0	0.00	417694
VINTEX TOOLS PRIVATE LIMITED	AADCVA039L		417694	0	0	417694	2.27	417694	0	417694	2.27	0	2.27	0	0.00	0	0.00	417694
Directors Relatives		6	3266000	0	0	3266000	17.77	3266000	0	3266000	17.77	0	17.77	750000	22.96	1167600	35.75	3266000
ASHWARYA PATIDAR	ATCP4986B		385400	0	0	385400	2.10	385400	0	385400	2.10	0	2.10	0	0.00	277600	72.03	385400
ANKIT PATIDAR	AQPP4362J		1500000	0	0	1500000	8.16	1500000	0	1500000	8.16	0	8.16	750000	50.00	0	0.00	1500000
GEETA PATIDAR	ADHP4953D		610800	0	0	610800	3.32	610800	0	610800	3.32	0	3.32	0	0.00	444000	72.69	610800
INDIRA PATIDAR	ADHP4951B		334000	0	0	334000	1.82	334000	0	334000	1.82	0	1.82	0	0.00	170000	50.90	334000
PALLAVI PATIDAR	AFXP4137P		341800	0	0	341800	1.86	341800	0	341800	1.86	0	1.86	0	0.00	182000	53.25	341800
SEEMA PATIDAR	ADHP4949B		94000	0	0	94000	0.51	94000	0	94000	0.51	0	0.51	0	0.00	94000	100.00	94000
Directors		2	5083688	0	0	5083688	27.66	5083688	0	5083688	27.66	0	27.66	0	0.00	1006000	19.79	5083688
DINESH PATIDAR	ADHP4950A		3521488	0	0	3521488	19.16	3521488	0	3521488	19.16	0	19.16	0	0.00	0	0.00	3521488
SUNIL PATIDAR	ADHP4945P		1562200	0	0	1562200	8.50	1562200	0	1562200	8.50	0	8.50	0	0.00	1006000	64.40	1562200
Sub Total (A)(1)		9	8767382	0	0	8767382	47.70	8767382	0	8767382	47.70	0	47.70	750000	8.55	2173600	24.79	8767382
2	Foreign																	
(a) Individuals(NRI/Foreign Individuals)		0	0	0	0	0	0.00	0	0	0	0.00	0	0.00	0	0.00	0	0.00	0
(b) Government		0	0	0	0	0	0.00	0	0	0	0.00	0	0.00	0	0.00	0	0.00	0
(c) Institutions		0	0	0	0	0	0.00	0	0	0	0.00	0	0.00	0	0.00	0	0.00	0
(d) Foreign Portfolio Investor		0	0	0	0	0	0.00	0	0	0	0.00	0	0.00	0	0.00	0	0.00	0
(e) Any Other (Specify)		0	0	0	0	0	0.00	0	0	0	0.00	0	0.00	0	0.00	0	0.00	0
Sub Total (A)(2)		0	0	0	0	0	0.00	0	0	0	0.00	0	0.00	0	0.00	0	0.00	0
Total Shareholding of Promoter and Promoter Group (A)=(A1)+(A2)		9	8767382	0	0	8767382	47.70	8767382	0	8767382	47.70	0	47.70	750000	8.55	2173600	24.79	8767382




Table III - Statement showing Shareholding Pattern of the Public Shareholder

Category & Name of the shareholder (i)	PAN (ii)	Nos. of share holders (iii)	No. of fully paid up equity shares held (iv)	No. of Partly paid-up equity shares held (v)	No. of shares underlying Depository Receipts (vi)	Total Nos. shares held (vii = iv+V+vi)	Shareholding % calculate as per SCRR 1957 As a % of (A+B+C2) (viii)	No of voting Rights held in each class of securities (ix)			Total as a % of Total voting rights	No of shares underlying outstanding convertible Securities (including warrants) (x)	Total Shareholding as a % assuming full conversion of convertible securities as a % of diluted share capital (xi) =(vii)+(x) as a %	Number of locked in shares (xii)		Number of shares pledged or otherwise encumbered (xiii)		Number of equity shares held in dematerializ- ed Form (xiv)
								Class X	Class Y	Total				No.(a)	As a % of Total shares held (b)	No.(a)	As a % of Total shares held (b)	
1	Institutions																	
(a)	Mutual Funds		1	14000	0	14000	0.08	14000	0	14000	0.08	0	0.08	0	0.00	0	0.00	14000
(b)	Venture Capital Funds		0	0	0	0	0.00	0	0	0	0.00	0	0.00	0	0.00	0	0.00	0
(c)	Alternate Investments Funds		2	269645	0	269645	1.47	269645	0	269645	1.47	0	1.47	0	0.00	0	0.00	269645
	VANTAGE EQUITY FUND	AACV5686P		215000	0	215000	1.17	215000	0	215000	1.17	0	1.17	0	0.00	0	0.00	215000
(d)	Foreign Venture Capital Investors		0	0	0	0	0.00	0	0	0	0.00	0	0.00	0	0.00	0	0.00	0
(e)	Foreign Portfolio Investors		3	44544	0	44544	0.24	44544	0	44544	0.24	0	0.24	0	0.00	0	0.00	44544
(f)	Financial Institutions/Banks		2	79758	0	79758	0.43	79758	0	79758	0.43	0	0.43	0	0.00	0	0.00	79758
(g)	Insurance Companies		0	0	0	0	0.00	0	0	0	0.00	0	0.00	0	0.00	0	0.00	0
(h)	Provident Funds / Pension Funds		0	0	0	0	0.00	0	0	0	0.00	0	0.00	0	0.00	0	0.00	0
(i)	Any other (specify)		0	0	0	0	0.00	0	0	0	0.00	0	0.00	0	0.00	0	0.00	0
	Sub Total (B)(1)		8	407947	0	407947	2.22	407947	0	407947	2.22	0	2.22	0	0.00	0	0.00	407947
2	Central Government/State Government(s)/ President of India																	
(a)	Sub Total (B)(2)		0	0	0	0	0.00	0	0	0	0.00	0	0.00	0	0.00	0	0.00	0
3	Non-Institutions																	
(a)	Individual		0	0	0	0	0.00	0	0	0	0.00	0	0.00	0	0.00	0	0.00	0
	Ind-Hold nominal shr capital upto Rs.2L		14836	336678	0	336678	18.32	336678	0	336678	18.32	0	18.32	0	0.00	0	0.00	3280770
(ai)	Ind-Hold nominal shr capital in excess of Rs. 2L		18	1114105	0	1114105	6.06	1114105	0	1114105	6.06	0	6.06	0	0.00	0	0.00	1114105
(b)	SNEHAL BHUPENDRA SHAH	AAQ55304K		360000	0	360000	1.96	360000	0	360000	1.96	0	1.96	0	0.00	0	0.00	360000
(b)	NBFCs Registered with RBI		0	0	0	0	0.00	0	0	0	0.00	0	0.00	0	0.00	0	0.00	0
(c)	Employees Trusts		0	0	0	0	0.00	0	0	0	0.00	0	0.00	0	0.00	0	0.00	0
(d)	Overseas Depositories (holding DRs)		0	0	0	0	0.00	0	0	0	0.00	0	0.00	0	0.00	0	0.00	0
(e)	(balancing figure)		0	0	0	0	0.00	0	0	0	0.00	0	0.00	0	0.00	0	0.00	0
(e)	Any Other		0	0	0	0	0.00	0	0	0	0.00	0	0.00	0	0.00	0	0.00	0
(e1)	Bodies Corporate		320	2601432	0	2601432	14.15	2601432	0	2601432	14.15	0	14.15	0	0.00	0	0.00	2601432
	M L SECURITIES AND FINANCE PVT LTD	AADCM6540M		938994	0	938994	5.11	938994	0	938994	5.11	0	5.11	0	0.00	0	0.00	938994
	RAJAL SECURITIES PRIVATE LIMITED	AADCRA4240B		463400	0	463400	2.52	463400	0	463400	2.52	0	2.52	0	0.00	0	0.00	463400
	VINAY SECURITIES PRIVATE LIMITED	AACCV3417F		363000	0	363000	1.97	363000	0	363000	1.97	0	1.97	0	0.00	0	0.00	363000
(e2)	Clearing member		67	25412	0	25412	0.14	25412	0	25412	0.14	0	0.14	0	0.00	0	0.00	25412
(e3)	NBFCs		442	300489	0	300489	1.63	300489	0	300489	1.63	0	1.63	0	0.00	0	0.00	300489
(e4)	Foreign Corp Bodies (including FD)		1	1636363	0	1636363	8.90	1636363	0	1636363	8.90	0	8.90	0	0.00	0	0.00	1636363
(e5)	AFFHOLDINGS	AAMCA9149H		1636363	0	1636363	8.90	1636363	0	1636363	8.90	0	8.90	0	0.00	0	0.00	1636363
(e6)	Trusts		10	138695	0	138695	0.75	138695	0	138695	0.75	0	0.75	0	0.00	0	0.00	138695
(e6)	Corporate Body - Broker		4	5133	0	5133	0.03	5133	0	5133	0.03	0	0.03	0	0.00	0	0.00	5133
(e7)	Investor Education and Protection Fund		1	16520	0	16520	0.09	16520	0	16520	0.09	0	0.09	0	0.00	0	0.00	16520
	Sub Total (B)(3)		15699	9204827	0	9204827	50.08	9204827	0	9204827	50.08	0	50.08	0	0.00	0	0.00	9118919
	Total Public Shareholding (B)=(B)(1)+(B)(2)+(B)(3)		15707	9612774	0	9612774	52.30	9612774	0	9612774	52.30	0	52.30	0	0.00	0	0.00	9526866




Table IV - Statement showing Shareholding Pattern of the Non Promoter - Non Public shareholder

Category & Name of the shareholder (i)	PAN (ii)	Nos. of share holders (iii)	No. of fully paid up equity shares held (iv)	No. of Partly equity shares held (v)	No. of shares underlying Depository Receipts (vi)	Total Nos. shares held (vii) = iv+iv+v+vi	Shareholding as per SCRR 1957 As a % of (A+B+C) (viii)	No of voting Rights held in each class of securities (ix)			Total as a % of Total voting rights	No of shares underlying outstanding convertible Securities (including warrants) (x)	Total Shareholding as a % assuming full conversion of convertible securities as a % of diluted share capital (xi) =(vii)+(x) as a %	Number of Locked in shares (xii)		Number of shares pledged or otherwise encumbered (xiii)		Number of equity shares held in dematerializ ed Form (xiv)
								Class X	Class Y	Total				No. (a)	As a % of Total shares held (b)	No. (a)	As a % of Total shares held (b)	
1	Custodian/ DR Holder																	
(a)	GDRs/ADRs/ADSS		0	0	0	0	0.00	0	0	0	0.00	0		0	0.00	0	0.00	0
	Sub Total (C)(1)		0	0	0	0	0.00	0	0	0	0.00	0		0	0.00	0	0.00	0
2	Employee Benefit Trust (under SEBI (Share Based Employee Benefit) Regulations, 2014)		0	0	0	0	0.00	0	0	0	0.00	0		0	0.00	0	0.00	0
	Sub Total (C)(2)		0	0	0	0	0.00	0	0	0	0.00	0		0	0.00	0	0.00	0
	Total Non-Promoter-Non Public Shareholding (C) = (C)(1)+(C)(2)		0	0	0	0	0.00	0	0	0	0.00	0		0	0.00	0	0.00	0

