

**HOLDING OF SPECIFIED SECURITIES ANNEXURE - 1**

**1. Name of Listing Entity : SHAKTI PUMPS INDIA LIMITED**

**2. 531431/SPL/EQUITY**

**3. Share Holding Pattern Filed under: Reg. 31(1)(b) SHAREHOLDING AS ON : 31/03/2017**

**4. Declaration : The Listed entity is required to submit the following declaration to the extent of submission of information :-**

	Particulars	Yes*	No*
1	Whether the Listed Entity has issued any partly paid up shares?		No
2	Whether the Listed Entity has issued any Convertible Securities or Warrants?		No
3	Whether the Listed Entity has any shares against which depository reseipts are issued?		No
4	Whether the Listed Entity has any shares in locked-in?	Yes	
5	Whether any shares held by promoters are pledge or otherwise encumbered?	Yes	




Table I - Summary Statement holding of specified securities

Category (I)	Category of shareholder (II)	Nos. of share holders (III)	No. of fully paid up equity shares held (IV)	No. of Partly paid-up equity shares held (V)	No. of shares underlying Depository Receipts (VI)	Total Nos. shares held (VII = IV+V+VI)	Shareholding as a % of total no. of shares (Calculated as per SCRR, 1957) (VIII) As a % of (A+B+C2)	No of voting Rights held in each class of securities (IX)				No of shares underlying outstanding convertible Securities (including warrants) (X)	Total Shareholding as a % assuming full Conversion of convertible securities(as a % of diluted share capital)	Number of Locked in shares (XII)		Number of shares pledged or otherwise encumbered (XIII)		Number of equity shares held in dematerialized Form (XIV)
								No of voting Rights			Total as a % of (A+B+C)			No. (a)	As a % of Total shares held (b)	No. (a)	As a % of Total shares held (b)	
								Class X	Class Y	Total								
(A)	Promoter and Promoter Group	9	8397188	0	0	8397188	45.69	8397188	0	8397188	45.69	0	45.69	1500000	17.86	2173600	25.88	8397188
(B)	Public	10586	9982968	0	0	9982968	54.31	9982968	0	9982968	54.31	0	54.31	1636363	16.39	N/A	N/A	9879364
(C)	Non Promoter - Non Public																	
(C1)	Shares underlying DRs	0	0	0	0	0	0.00	0	0	0	0.00	0	0.00	0	0.00	N/A	N/A	0
(C2)	Shares held by Employee Trusts	0	0	0	0	0	0.00	0	0	0	0.00	0	0.00	0	0.00	N/A	N/A	0
	Total	10595	18380156	0	0	18380156	100.00	18380156	0	18380156	100.00	0	100.00	3136363	34.25	2173600	25.88	18276552




Table II - Statement showing Shareholding Pattern of the Promoter and Promoter Group

	Category & Name of the Shareholder (I)	PAN (II)	Nos. of share holders (III)	No. of fully paid up equity shares held (IV)	No. of Partly paid-up equity shares held (V)	No. of shares underlying Depository Receipts (VI)	Total Nos. shares held (VII = IV+V+VI)	Shareholding % calculate as per SCRR 1957 As a % of (A+B+C2) (VIII)	No of voting Rights held in each class of securities (IX)				No of shares underlying outstanding convertible Securities (including warrants) (X)	Total Shareholding as a % assuming full Conversion of convertible securities(as a % of diluted share capital) (XI) = (VII)+(X) as a %	Number of Locked in shares (XII)		Number of shares pledged or otherwise encumbered (XIII)		Number of equity shares held in dematerial ed Form (XIV)
									No of voting Rights			Total as a % of Total voting rights			No (a)	As a % of Total shares held (b)	No (a)	As a % of Total shares held (b)	
									Class X	Class Y	Total								
1	Indian																		
(a)	Individuals/HUFs		0	0	0	0	0	0.00	0	0	0	0.00	0	0.00	0	0.00	0	0.00	0
(b)	Central Govt./State Govt.		0	0	0	0	0	0.00	0	0	0	0.00	0	0.00	0	0.00	0	0.00	0
(c)	Financial Institutions/Banks		0	0	0	0	0	0.00	0	0	0	0.00	0	0.00	0	0.00	0	0.00	0
(d)	Any Other																		
d(1)	Bodies Corporate		1	47500	0	0	47500	0.26	47500	0	47500	0.26	0	0.26	0	0.00	0	0.00	47500
	VINTEX TOOLS PRIVATE LIMITED	AADCV4039L		47500	0	0	47500	0.26	47500	0	47500	0.26	0	0.26	0	0.00	0	0.00	47500
d(2)	Directors Relatives		6	3266000	0	0	3266000	17.77	3266000	0	3266000	17.77	0	17.77	1500000	45.93	1167600	35.75	3266000
	AISHWARYA PATIDAR	ATCPP4986B		385400	0	0	385400	2.10	385400	0	385400	2.10	0	2.10	0	0.00	277600	72.03	385400
	ANKIT PATIDAR	AQIPP4362J		1500000	0	0	1500000	8.16	1500000	0	1500000	8.16	0	8.16	1500000	100.00	0	0.00	1500000
	GEETA PATIDAR	ADHPP4953D		610800	0	0	610800	3.32	610800	0	610800	3.32	0	3.32	0	0.00	444000	72.69	610800
	INDIRA PATIDAR	ADHPP4951B		334000	0	0	334000	1.82	334000	0	334000	1.82	0	1.82	0	0.00	170000	50.90	334000
	PALLAVI PATIDAR	AFXPP4137P		341800	0	0	341800	1.86	341800	0	341800	1.86	0	1.86	0	0.00	182000	53.25	341800
	SEEMA PATIDAR	ADHPP4949B		94000	0	0	94000	0.51	94000	0	94000	0.51	0	0.51	0	0.00	94000	100.00	94000
d(3)	Directors		2	5083688	0	0	5083688	27.66	5083688	0	5083688	27.66	0	27.66	0	0.00	1006000	19.79	5083688
	DINESH PATIDAR	ADHPP4950A		3521488	0	0	3521488	19.16	3521488	0	3521488	19.16	0	19.16	0	0.00	0	0.00	3521488
	SUNIL PATIDAR	ADHPP4945P		1562200	0	0	1562200	8.50	1562200	0	1562200	8.50	0	8.50	0	0.00	1006000	64.40	1562200
	Sub Total (A)(1)		9	8397188	0	0	8397188	45.69	8397188	0	8397188	45.69	0	45.69	1500000	17.86	2173600	25.88	8397188
2	Foreign																		
(a)	Individuals(NRI/Foreign Individuals)		0	0	0	0	0	0.00	0	0	0	0.00	0	0.00	0	0.00	0	0.00	0
(b)	Government		0	0	0	0	0	0.00	0	0	0	0.00	0	0.00	0	0.00	0	0.00	0
(c)	Institutions		0	0	0	0	0	0.00	0	0	0	0.00	0	0.00	0	0.00	0	0.00	0
(d)	Foreign Portfolio Investor		0	0	0	0	0	0.00	0	0	0	0.00	0	0.00	0	0.00	0	0.00	0
(e)	Any Other(specify)		0	0	0	0	0	0.00	0	0	0	0.00	0	0.00	0	0.00	0	0.00	0
	Sub Total (A)(2)		0	0	0	0	0	0.00	0	0	0	0.00	0	0.00	0	0.00	0	0.00	0
	Total Shareholding of Promoter and Promoter Group (A)=(A)(1)+(A)(2)		9	8397188	0	0	8397188	45.69	8397188	0	8397188	45.69	0	45.69	1500000	17.86	2173600	25.88	8397188




Table III - Statement showing Shareholding Pattern of the Public Shareholder

1	Category & Name of the shareholder (I)	PAN (II)	Nos. of share holders (III)	No. of fully paid up equity shares held (IV)	No. of Partly paid-up equity shares held (V)	No. of shares underlying Depository Receipts (VI)	Total Nos shares held (VII) = (IV+V+VI)	Shareholding % calculate as per SCRR 1957 As a % of (A+B+C2) (VIII)	No of voting Rights held in each class of securities (IX)				No of shares underlying outstanding convertible Securities (including warrants) (X)	Total Shareholding as a % assuming full Conversion of convertible securities(as a % of diluted share capital) (XI) = (VII)+(X) as a %	Number of Locked in shares (XII)		Number of shares pledged or otherwise encumbered (XIII)		Number of equity shares held in dematerialized Form (XIV)
									No of voting Rights			Total as a % of Total voting rights			No (a)	As a % of Total shares held (b)	No (a)	As a % of Total shares held (b)	
									Class X	Class Y	Total								
1	Institutions																		
(a)	Mutual Funds		1	340000	0	0	340000	1.85	340000	0	340000	1.85	0	1.85	0	0.00	0	0.00	340000
	FRANKLIN TEMPLETON MUTUAL FUND A/C FRANK	AAATT4931H		340000	0	0	340000	1.85	340000	0	340000	1.85	0	1.85	0	0.00	0	0.00	340000
(b)	Venture Capital Funds		0	0	0	0	0	0.00	0	0	0	0.00	0	0.00	0	0.00	0	0.00	0
(c)	Alternate Investments Funds		0	0	0	0	0	0.00	0	0	0	0.00	0	0.00	0	0.00	0	0.00	0
(d)	Foreign Venture Capital Investors		0	0	0	0	0	0.00	0	0	0	0.00	0	0.00	0	0.00	0	0.00	0
(e)	Foreign Portfolio Investors		0	0	0	0	0	0.00	0	0	0	0.00	0	0.00	0	0.00	0	0.00	0
(f)	Financial Institutions/Banks		2	30781	0	0	30781	0.17	30781	0	30781	0.17	0	0.17	0	0.00	0	0.00	30781
(g)	Insurance Companies		0	0	0	0	0	0.00	0	0	0	0.00	0	0.00	0	0.00	0	0.00	0
(h)	Provident Funds / Pension Funds		0	0	0	0	0	0.00	0	0	0	0.00	0	0.00	0	0.00	0	0.00	0
(i)	Any other (specify)		0	0	0	0	0	0.00	0	0	0	0.00	0	0.00	0	0.00	0	0.00	0
	Sub Total (B)(1)		3	370781	0	0	370781	2.02	370781	0	370781	2.02	0	2.02	0	0.00	0	0.00	370781
2	Central Government/State Government(s)/ President of India																		
(a)	Central Govt./State Govt.		0	0	0	0	0	0.00	0	0	0	0.00	0	0.00	0	0.00	0	0.00	0
	Sub Total (B)(2)		0	0	0	0	0	0.00	0	0	0	0.00	0	0.00	0	0.00	0	0.00	0
3	Non-Institutions																		
(a)	Individual		0	0	0	0	0	0.00	0	0	0	0.00	0	0.00	0	0.00	0	0.00	0
(ai)	Ind-Hold nominal shr capital upto Rs.2L		10080	2965097	0	0	2965097	16.13	2965097	0	2965097	16.13	0	16.13	0	0.00	0	0.00	2861493
(aii)	Ind-Hold nominal shr capital in excess of Rs.2L		15	759286	0	0	759286	4.13	759286	0	759286	4.13	0	4.13	0	0.00	0	0.00	759286
	SNEHAL BHUPENDRA SHAH	AAQPSS304K		245000	0	0	245000	1.33	245000	0	245000	1.33	0	1.33	0	0.00	0	0.00	245000
(b)	NBFCs Registered with RBI		0	0	0	0	0	0.00	0	0	0	0.00	0	0.00	0	0.00	0	0.00	0
(c)	Employees Trusts		0	0	0	0	0	0.00	0	0	0	0.00	0	0.00	0	0.00	0	0.00	0
(d)	Overseas Depositories (holding DRs) (balancing figure)		0	0	0	0	0	0.00	0	0	0	0.00	0	0.00	0	0.00	0	0.00	0
(e)	Any Other		0	0	0	0	0	0.00	0	0	0	0.00	0	0.00	0	0.00	0	0.00	0
e(1)	Bodies Corporate		242	3694572	0	0	3694572	20.10	3694572	0	3694572	20.10	0	20.10	0	0.00	0	0.00	3694572
	M L SECURITIES AND FINANCE PVT LTD	AADCM6540M		1771829	0	0	1771829	9.64	1771829	0	1771829	9.64	0	9.64	0	0.00	0	0.00	1771829
	RAJAL SECURITIES PRIVATE LIMITED	AADCR4240B		463400	0	0	463400	2.52	463400	0	463400	2.52	0	2.52	0	0.00	0	0.00	463400
	VINAY SECURITIES PRIVATE LIMITED	AACCV3417F		363000	0	0	363000	1.97	363000	0	363000	1.97	0	1.97	0	0.00	0	0.00	363000
e(2)	Clearing member		65	54452	0	0	54452	0.30	54452	0	54452	0.30	0	0.30	0	0.00	0	0.00	54452
e(3)	NRI's		197	288687	0	0	288687	1.57	288687	0	288687	1.57	0	1.57	0	0.00	0	0.00	288687
e(4)	Foreign Corp Bodies (Including FDI)		3	1680919	0	0	1680919	9.15	1680919	0	1680919	9.15	0	9.15	1636363	97.35	0	0.00	1680919
	AFHOLDINGS	AAMCA9149H		1636363	0	0	1636363	8.90	1636363	0	1636363	8.90	0	8.90	1636363	100.00	0	0.00	1636363
e(5)	Trusts		1	169174	0	0	169174	0.92	169174	0	169174	0.92	0	0.92	0	0.00	0	0.00	169174
	Sub Total (B)(3)		10583	9612187	0	0	9612187	52.30	9612187	0	9612187	52.30	0	52.30	1636363	17.02	0	0.00	9508583
	Total Public Shareholding (B)=(B)(1)+(B)(2)+(B)(3)		10586	9982968	0	0	9982968	54.31	9982968	0	9982968	54.31	0	54.31	1636363	17.02	0	0.00	9879364




Table IV - Statement showing Shareholding Pattern of the Non Promoter - Non Public shareholder

	Category & Name of the shareholder (I)	PAN (II)	Nos. of share holders (III)	No. of fully paid up equity shares held (IV)	No. of Partly paid-up equity shares held (V)	No. of shares underlying Depository Receipts (VI)	Total Nos. shares held (VII) = IV+V+VI	Shareholding % calculate as per SCRR 1957 As a % of (A+B+C2) (VIII)	No of voting Rights held in each class of securities (IX)				No of shares underlying outstanding convertible Securities (including warrants) (X)	Total Shareholding as a % assuming full Conversion of convertible securities(as a % of diluted share capital) (XI) = (VII)+(X) as a %	Number of Locked in shares (XII)		Number of shares pledged or otherwise encumbered (XIII)		Number of equity shares held in dematerialized Form (XIV)
									No of voting Rights			Total as a % of Total voting rights			No (a)	As a % of Total shares held (b)	No (a)	As a % of Total shares held (b)	
									Class X	Class Y	Total								
1	Custodian/ DR Holder																		
(a)	GDRs/ADRs/ADSs		0	0	0	0	0	0.00	0	0			0	0	0.00	0	0.00	0	0
	Sub Total (C)(1)		0	0	0	0	0	0.00	0	0	0	0.00	0	0.00	0	0.00	0	0.00	0
2	Employee Benefit Trust (under SEBI (Share Based Employee Benefit) Regulations, 2014)		0	0	0	0	0	0.00	0	0			0	0	0.00	0	0.00	0	0
	Sub Total (C)(2)		0	0	0	0	0	0.00	0	0	0	0.00	0	0.00	0	0.00	0	0.00	0
	Total Non-Promoter-Non Public Shareholding (C) = (C)(1)+(C)(2)		0	0	0	0	0	0.00	0	0	0	0.00	0	0.00	0	0.00	0	0.00	0

