

HOLDING OF SPECIFIED SECURITIES ANNEXURE - 1

1. Name of Listing Entity : SHAKTI PUMPS INDIA LIMITED

2. 531431/SPL/EQUITY

3. Share Holding Pattern Filed under: Reg. 31(1)(b) SHAREHOLDING AS ON : 30/09/2017

4. Declaration : The Listed entity is required to submit the following declaration to the extent of submission of information :-

| | Particulars | Yes * | No * |
|---|--|-------|------|
| 1 | Whether the Listed Entity has issued any partly paid up shares? | | No |
| 2 | Whether the Listed Entity has issued any Convertible Securities or Warrants? | | No |
| 3 | Whether the Listed Entity has any shares against which depository receipts are issued? | | No |
| 4 | Whether the Listed Entity has any shares in locked-in? | Yes | |
| 5 | Whether any shares held by promoters are pledge or otherwise encumbered? | Yes | |




Table I - Summary Statement holding of specified securities

| Category (i) | Category of shareholder (ii) | Nos. of share holders (iii) | No. of fully paid up equity shares held (iv) | No. of Partly paid-up equity shares held (v) | No. of Depository shares underlying (vi) | Total Nos. shares held (VII = IV+V+VI) | Shareholding as a % of total no. of shares (Calculated as per SCRR, 1957) (VIII) As a % of (A+B+C2) | No of voting Rights held in each class of securities (IX) | | | No of shares underlying convertible securities (including warrants) (X) | Total Shareholding as a % assuming full conversion of convertible securities (as a % of diluted share capital) | Number of Locked in shares (XII) | | Number of shares pledged or otherwise encumbered (XIII) | | Number of equity shares held in dematerialized form (XIV) |
|--------------|--------------------------------|-----------------------------|--|--|--|--|---|---|---------|----------|---|--|----------------------------------|---------------------------------|---|---------------------------------|---|
| | | | | | | | | Class X | Class Y | Total | | | No. (a) | As a % of Total shares held (b) | No. (a) | As a % of Total shares held (b) | |
| (A) | Promoter and Promoter Group | 9 | 8747188 | 0 | 0 | 8747188 | 47.59 | 8747188 | 0 | 8747188 | 47.59 | 47.59 | 1500000 | 17.15 | 2173600 | 24.85 | 8747188 |
| (B) | Public | 16273 | 9632968 | 0 | 0 | 9632968 | 52.41 | 9632968 | 0 | 9632968 | 52.41 | 52.41 | 0 | 0.00 | N/A | N/A | 9529460 |
| (C) | Non Promoter - Non Public | | | | | | | | | | | | | | | | |
| (C1) | Shares underlying DRs | 0 | 0 | 0 | 0 | 0 | 0.00 | 0 | 0 | 0 | 0 | 0.00 | 0 | 0.00 | N/A | N/A | 0 |
| (C2) | Shares held by Employee Trusts | 0 | 0 | 0 | 0 | 0 | 0.00 | 0 | 0 | 0 | 0 | 0.00 | 0 | 0.00 | N/A | N/A | 0 |
| | Total | 16282 | 18380156 | 0 | 0 | 18380156 | 100.00 | 18380156 | 0 | 18380156 | 100.00 | 100.00 | 1500000 | 8.16 | 2173600 | 24.85 | 18276648 |




Table II - Statement showing Shareholding Pattern of the Promoter and Promoter Group

| Category & Name of the Shareholder (i) | PAN (iii) | Nos. of share holders (iii) | No. of fully paid up equity shares held (iv) | No. of Partly paid-up equity shares held (v) | No. of shares underlying Depository Receipts (vi) | Total Nos. shares held (vii) = IV+V+VI | Shareholding % calculate as per SCRR 1957 As a % of (A+B+C2) (viii) | No of voting Rights held in each class of securities (ix) | | | Total as a % of Total voting rights | No of shares underlying convertible Securities (including warrants) (x) | Shareholding as a % assuming full conversion of convertible securities as a % of diluted share capital (xi) =(viii)+(x) as a % | Number of locked in shares (xii) | | Number of shares pledged or otherwise encumbered (xiii) | Number of equity shares held in dematerializ ed form (xiv) |
|---|------------|--------------------------------|--|---|--|---|--|--|---------|---------|--|--|---|-------------------------------------|---------------------------------------|---|--|
| | | | | | | | | Class X | Class Y | Total | | | | No. (a) | As a % of Total shares held (b) | | |
| 1 Indian | | | | | | | | | | | | | | | | | |
| (a) Individuals/HUs | | 0 | 0 | 0 | 0 | 0 | 0.00 | 0 | 0 | 0 | 0.00 | 0 | 0.00 | 0 | 0.00 | 0 | 0 |
| (b) Central Govt./State Govt. | | 0 | 0 | 0 | 0 | 0 | 0.00 | 0 | 0 | 0 | 0.00 | 0 | 0.00 | 0 | 0.00 | 0 | 0 |
| (c) Financial Institutions/Banks | | 0 | 0 | 0 | 0 | 0 | 0.00 | 0 | 0 | 0 | 0.00 | 0 | 0.00 | 0 | 0.00 | 0 | 0 |
| (d) Any Other | | 0 | 0 | 0 | 0 | 0 | 0.00 | 0 | 0 | 0 | 0.00 | 0 | 0.00 | 0 | 0.00 | 0 | 0 |
| d(1) Bodies Corporate | | 1 | 397500 | 0 | 0 | 397500 | 2.16 | 397500 | 0 | 397500 | 2.16 | 0 | 2.16 | 0 | 0.00 | 0 | 397500 |
| VINTEX TOOLS PRIVATE LIMITED | AADCY4039L | | 397500 | 0 | 0 | 397500 | 2.16 | 397500 | 0 | 397500 | 2.16 | 0 | 2.16 | 0 | 0.00 | 0 | 397500 |
| d(2) Directors Relatives | | 6 | 3266000 | 0 | 0 | 3266000 | 17.77 | 3266000 | 0 | 3266000 | 17.77 | 0 | 17.77 | 1500000 | 45.93 | 1167600 | 3266000 |
| ASHWARYA PATIDAR | ATCP49868 | | 385400 | 0 | 0 | 385400 | 2.10 | 385400 | 0 | 385400 | 2.10 | 0 | 2.10 | 0 | 0.00 | 277600 | 385400 |
| ANKIT PATIDAR | ADHP4951B | | 1500000 | 0 | 0 | 1500000 | 8.16 | 1500000 | 0 | 1500000 | 8.16 | 0 | 8.16 | 1500000 | 100.00 | 0 | 1500000 |
| GEETA PATIDAR | ADHP4953D | | 610800 | 0 | 0 | 610800 | 3.32 | 610800 | 0 | 610800 | 3.32 | 0 | 3.32 | 0 | 0.00 | 444000 | 610800 |
| INDIRA PATIDAR | ADHP4951B | | 334000 | 0 | 0 | 334000 | 1.82 | 334000 | 0 | 334000 | 1.82 | 0 | 1.82 | 0 | 0.00 | 170000 | 334000 |
| PALLAVI PATIDAR | ADHP4951B | | 341800 | 0 | 0 | 341800 | 1.86 | 341800 | 0 | 341800 | 1.86 | 0 | 1.86 | 0 | 0.00 | 182000 | 341800 |
| SEEMA PATIDAR | ADHP4949B | | 94000 | 0 | 0 | 94000 | 0.51 | 94000 | 0 | 94000 | 0.51 | 0 | 0.51 | 0 | 0.00 | 94000 | 94000 |
| d(3) Directors | | 2 | 5083688 | 0 | 0 | 5083688 | 27.66 | 5083688 | 0 | 5083688 | 27.66 | 0 | 27.66 | 0 | 0.00 | 1006000 | 5083688 |
| DINESH PATIDAR | ADHP4950A | | 3521488 | 0 | 0 | 3521488 | 19.16 | 3521488 | 0 | 3521488 | 19.16 | 0 | 19.16 | 0 | 0.00 | 0 | 3521488 |
| SUNIL PATIDAR | ADHP4945P | | 1562200 | 0 | 0 | 1562200 | 8.50 | 1562200 | 0 | 1562200 | 8.50 | 0 | 8.50 | 0 | 0.00 | 1006000 | 1562200 |
| Sub Total (A)(1) | | 9 | 8747188 | 0 | 0 | 8747188 | 47.59 | 8747188 | 0 | 8747188 | 47.59 | 0 | 47.59 | 1500000 | 17.15 | 2173600 | 8747188 |
| 2 Foreign | | | | | | | | | | | | | | | | | |
| (a) Individuals(NRI/Foreign Individuals) | | 0 | 0 | 0 | 0 | 0 | 0.00 | 0 | 0 | 0 | 0.00 | 0 | 0.00 | 0 | 0.00 | 0 | 0 |
| (b) Government | | 0 | 0 | 0 | 0 | 0 | 0.00 | 0 | 0 | 0 | 0.00 | 0 | 0.00 | 0 | 0.00 | 0 | 0 |
| (c) Institutions | | 0 | 0 | 0 | 0 | 0 | 0.00 | 0 | 0 | 0 | 0.00 | 0 | 0.00 | 0 | 0.00 | 0 | 0 |
| (d) Foreign Portfolio Investor | | 0 | 0 | 0 | 0 | 0 | 0.00 | 0 | 0 | 0 | 0.00 | 0 | 0.00 | 0 | 0.00 | 0 | 0 |
| (e) Any Other (specify) | | 0 | 0 | 0 | 0 | 0 | 0.00 | 0 | 0 | 0 | 0.00 | 0 | 0.00 | 0 | 0.00 | 0 | 0 |
| Sub Total (A)(2) | | 0 | 0 | 0 | 0 | 0 | 0.00 | 0 | 0 | 0 | 0.00 | 0 | 0.00 | 0 | 0.00 | 0 | 0 |
| Total Shareholding of Promoter and Promoter Group (A)=(A)(1)+(A)(2) | | 9 | 8747188 | 0 | 0 | 8747188 | 47.59 | 8747188 | 0 | 8747188 | 47.59 | 0 | 47.59 | 1500000 | 17.15 | 2173600 | 8747188 |




Table III - Statement showing Shareholding Pattern of the Public Shareholder

| Category & Name of the shareholder (i) | PAN (ii) | Nos. of share holders (iii) | No. of fully paid up equity shares held (iv) | No. of Partly paid-up equity shares held (v) | No. of shares underlying Depository Receipts (vi) | Total Nos. shares held (vi)=(iv+v+vi) | Shareholding % calculate as per SCRR 1957 As a % of (A+B+C2) (viii) | No of voting Rights held in each class of securities (ix) | | | Total as a % of Total voting rights | No of shares underlying convertible Securities (including warrants) (x) | Shareholding as a % assuming full conversion of convertible securities as a % of diluted share capital (xi) =(viii)+(x) as a % | Number of Locked in shares (xii) | | Number of shares pledged or otherwise encumbered (xiii) | | Number of equity shares held in dematerializ ed Form (xiv) |
|--|------------|--------------------------------|--|---|--|---|--|--|---------|---------|---|--|---|-------------------------------------|---------------------------------------|---|---------------------------------------|--|
| | | | | | | | | Class X | Class Y | Total | | | | No.(a) | As a % of Total shares held (b) | No.(a) | As a % of Total shares held (b) | |
| 1 Institutions | | | | | | | | | | | | | | | | | | |
| (a) Mutual Funds | | 1 | 72475 | 0 | 0 | 72475 | 0.39 | 72475 | 0 | 72475 | 0.39 | 0 | 0.39 | 0 | 0.00 | 0 | 0.00 | 72475 |
| (b) Venture Capital Funds | | 0 | 0 | 0 | 0 | 0 | 0.00 | 0 | 0 | 0 | 0.00 | 0 | 0.00 | 0 | 0.00 | 0 | 0.00 | 0 |
| (c) Alternate Investments Funds | | 0 | 0 | 0 | 0 | 0 | 0.00 | 0 | 0 | 0 | 0.00 | 0 | 0.00 | 0 | 0.00 | 0 | 0.00 | 0 |
| (d) Foreign Venture Capital Investors | | 0 | 0 | 0 | 0 | 0 | 0.00 | 0 | 0 | 0 | 0.00 | 0 | 0.00 | 0 | 0.00 | 0 | 0.00 | 0 |
| (e) Foreign Portfolio Investors | | 3 | 10414 | 0 | 0 | 10414 | 0.06 | 10414 | 0 | 10414 | 0.06 | 0 | 0.06 | 0 | 0.00 | 0 | 0.00 | 10414 |
| (f) Financial Institutions/Banks | | 2 | 27347 | 0 | 0 | 27347 | 0.15 | 27347 | 0 | 27347 | 0.15 | 0 | 0.15 | 0 | 0.00 | 0 | 0.00 | 27347 |
| (g) Insurance Companies | | 0 | 0 | 0 | 0 | 0 | 0.00 | 0 | 0 | 0 | 0.00 | 0 | 0.00 | 0 | 0.00 | 0 | 0.00 | 0 |
| (h) Provident Funds / Pension Funds | | 0 | 0 | 0 | 0 | 0 | 0.00 | 0 | 0 | 0 | 0.00 | 0 | 0.00 | 0 | 0.00 | 0 | 0.00 | 0 |
| (i) Any other (Specify) | | 0 | 0 | 0 | 0 | 0 | 0.00 | 0 | 0 | 0 | 0.00 | 0 | 0.00 | 0 | 0.00 | 0 | 0.00 | 0 |
| (ii) Foreign Institutional Investors | | 0 | 0 | 0 | 0 | 0 | 0.00 | 0 | 0 | 0 | 0.00 | 0 | 0.00 | 0 | 0.00 | 0 | 0.00 | 0 |
| Sub Total (B)(1) | | 6 | 110236 | 0 | 0 | 110236 | 0.60 | 110236 | 0 | 110236 | 0.60 | 0 | 0.60 | 0 | 0.00 | 0 | 0.00 | 110236 |
| 2 Central Government/State Government(s)/ President of India | | | | | | | | | | | | | | | | | | |
| (a) Central Govt./State Govt. - | | 0 | 0 | 0 | 0 | 0 | 0.00 | 0 | 0 | 0 | 0.00 | 0 | 0.00 | 0 | 0.00 | 0 | 0.00 | 0 |
| Sub Total (B)(2) | | 0 | 0 | 0 | 0 | 0 | 0.00 | 0 | 0 | 0 | 0.00 | 0 | 0.00 | 0 | 0.00 | 0 | 0.00 | 0 |
| 3 Non-Institutions | | | | | | | | | | | | | | | | | | |
| (a) Individual | | 0 | 0 | 0 | 0 | 0 | 0.00 | 0 | 0 | 0 | 0.00 | 0 | 0.00 | 0 | 0.00 | 0 | 0.00 | 0 |
| (ai) Ind-Hold nominal shtr capital upto Rs. 2L | | 15336 | 3359599 | 0 | 0 | 3359599 | 18.28 | 3359599 | 0 | 3359599 | 18.28 | 0 | 18.28 | 0 | 0.00 | 0 | 0.00 | 3359599 |
| (aii) Ind-Hold nominal shtr capital in excess of Rs. 2L | | 17 | 1046503 | 0 | 0 | 1046503 | 5.69 | 1046503 | 0 | 1046503 | 5.69 | 0 | 5.69 | 0 | 0.00 | 0 | 0.00 | 1046503 |
| (b) SNEHAL BHUPENDRA SHAH | AACPSS304K | | 355000 | 0 | 0 | 355000 | 1.93 | 355000 | 0 | 355000 | 1.93 | 0 | 1.93 | 0 | 0.00 | 0 | 0.00 | 355000 |
| (b) NBFCs Registered with RBI | | 0 | 0 | 0 | 0 | 0 | 0.00 | 0 | 0 | 0 | 0.00 | 0 | 0.00 | 0 | 0.00 | 0 | 0.00 | 0 |
| (c) Employees Trusts | | 0 | 0 | 0 | 0 | 0 | 0.00 | 0 | 0 | 0 | 0.00 | 0 | 0.00 | 0 | 0.00 | 0 | 0.00 | 0 |
| (d) Overseas Depositories (holding DRs) | | 0 | 0 | 0 | 0 | 0 | 0.00 | 0 | 0 | 0 | 0.00 | 0 | 0.00 | 0 | 0.00 | 0 | 0.00 | 0 |
| (d) (balancing figure) | | 0 | 0 | 0 | 0 | 0 | 0.00 | 0 | 0 | 0 | 0.00 | 0 | 0.00 | 0 | 0.00 | 0 | 0.00 | 0 |
| (e) Any Other | | 0 | 0 | 0 | 0 | 0 | 0.00 | 0 | 0 | 0 | 0.00 | 0 | 0.00 | 0 | 0.00 | 0 | 0.00 | 0 |
| (e1) Bodies Corporate | | 410 | 3018151 | 0 | 0 | 3018151 | 16.42 | 3018151 | 0 | 3018151 | 16.42 | 0 | 16.42 | 0 | 0.00 | 0 | 0.00 | 3018151 |
| M L SECURITIES AND FINANCE PVT LTD | AADCM6540M | | 1200886 | 0 | 0 | 1200886 | 6.53 | 1200886 | 0 | 1200886 | 6.53 | 0 | 6.53 | 0 | 0.00 | 0 | 0.00 | 1200886 |
| RAJAL SECURITIES PRIVATE LIMITED | AADCR4240B | | 463400 | 0 | 0 | 463400 | 2.52 | 463400 | 0 | 463400 | 2.52 | 0 | 2.52 | 0 | 0.00 | 0 | 0.00 | 463400 |
| VINAY SECURITIES PRIVATE LIMITED | AACCV3417F | | 363000 | 0 | 0 | 363000 | 1.97 | 363000 | 0 | 363000 | 1.97 | 0 | 1.97 | 0 | 0.00 | 0 | 0.00 | 363000 |
| (e2) Clearing member | | 90 | 65512 | 0 | 0 | 65512 | 0.36 | 65512 | 0 | 65512 | 0.36 | 0 | 0.36 | 0 | 0.00 | 0 | 0.00 | 65512 |
| (e3) NRIs | | 407 | 318011 | 0 | 0 | 318011 | 1.73 | 318011 | 0 | 318011 | 1.73 | 0 | 1.73 | 0 | 0.00 | 0 | 0.00 | 318011 |
| (e4) Foreign Corp Bodies (including FDI) | | 1 | 1636363 | 0 | 0 | 1636363 | 8.90 | 1636363 | 0 | 1636363 | 8.90 | 0 | 8.90 | 0 | 0.00 | 0 | 0.00 | 1636363 |
| AHHODINDIS | AAMCV9149H | | 1636363 | 0 | 0 | 1636363 | 8.90 | 1636363 | 0 | 1636363 | 8.90 | 0 | 8.90 | 0 | 0.00 | 0 | 0.00 | 1636363 |
| (e5) Trusts | | 6 | 78593 | 0 | 0 | 78593 | 0.43 | 78593 | 0 | 78593 | 0.43 | 0 | 0.43 | 0 | 0.00 | 0 | 0.00 | 78593 |
| Sub Total (B)(3) | | 16267 | 9522732 | 0 | 0 | 9522732 | 51.81 | 9522732 | 0 | 9522732 | 51.81 | 0 | 51.81 | 0 | 0.00 | 0 | 0.00 | 94192724 |
| Total Public Shareholding (B)=(B)(1)+(B)(2)+(B)(3) | | 16273 | 9632968 | 0 | 0 | 9632968 | 52.41 | 9632968 | 0 | 9632968 | 52.41 | 0 | 52.41 | 0 | 0.00 | 0 | 0.00 | 9529460 |




Table IV - Statement showing Shareholding Pattern of the Non Promoter - Non Public shareholder

| 1 | Category & Name of the shareholder (i) | PAN (ii) | Nos. of share holders (iii) | No. of fully paid up equity shares held (iv) | No. of Partly paid-up equity shares held (v) | No. of shares underlying Depository Receipts (vi) | Total Nos. shares held (VII) = (iv+v+vi) | Shareholding % calculate as per SCRR 1957 As a % of [A+B+C] (viii) | No of voting Rights held in each class of securities: (ix) | | | Total as a % of total voting rights | No of shares underlying convertible Securities (including warrants) (x) | Shareholding as a % assuming full Conversion of convertible securities as a % of diluted share capital (xi) = (vii)+(x) as a % | Number of Locked in shares (xii) | As a % of Total shares held (b) | Number of shares pledged or otherwise encumbered (xiii) | As a % of Total shares held (b) | Number of equity shares held in demateriali ed Form (xiv) |
|-----|---|----------|--------------------------------|--|--|--|---|---|---|------------|-------|---|--|---|-------------------------------------|---------------------------------------|---|---------------------------------------|---|
| | | | | | | | | | No of voting Rights | | Total | | | | | | | | |
| | | | | | | | | | Class X | Class Y | | | | | | | | | |
| (a) | GDRs/ADRs/ADSS | | 0 | 0 | 0 | 0 | 0 | 0.00 | 0 | 0 | 0 | 0.00 | 0 | 0.00 | 0 | 0.00 | 0 | 0.00 | 0 |
| | Sub Total (C)(1) | | 0 | 0 | 0 | 0 | 0 | 0.00 | 0 | 0 | 0 | 0.00 | 0 | 0.00 | 0 | 0.00 | 0 | 0.00 | 0 |
| 2 | Employee Benefit Trust (under SEBI (Share Based Employee Benefit Regulations, 2014) | | 0 | 0 | 0 | 0 | 0 | 0.00 | 0 | 0 | 0 | 0.00 | 0 | 0.00 | 0 | 0.00 | 0 | 0.00 | 0 |
| | Sub Total (C)(2) | | 0 | 0 | 0 | 0 | 0 | 0.00 | 0 | 0 | 0 | 0.00 | 0 | 0.00 | 0 | 0.00 | 0 | 0.00 | 0 |
| | Total Non-Promoter-Non Public Shareholding (C) = (C)(1)+(C)(2) | | 0 | 0 | 0 | 0 | 0 | 0.00 | 0 | 0 | 0 | 0.00 | 0 | 0.00 | 0 | 0.00 | 0 | 0.00 | 0 |
| | | | | | | | | | | | | | | | | | | | |

