

FINANCIAL STATEMENT

SHAKTI PUMPS PTY LTD
Sydney, Australia

FINANCIAL YEAR 2018-19

SHAKTI PUMPS PTY LTD.
SYDNEY, AUSTRALIA
BALANCE SHEET AS AT MARCH 31, 2019

(Amount in AUD)

Particulars	Note No.	As at March 31, 2019	As at March 31, 2018
I ASSETS			
1 Non - Current Assets		-	-
2 Current Assets			
(a) Inventories	1	1,70,512	1,87,080
(b) Financial Assets	2		
(i) Trade Receivables	2.1	20,336	28,852
(ii) Cash and Cash Equivalents	2.2	12,334	26,132
(c) Other Current Assets	3	7,478	-
Total Current Assets		2,10,660	2,42,064
Total Assets		2,10,660	2,42,064
II EQUITY AND LIABILITIES			
Equity			
(a) Equity Share Capital	4	2,40,000	2,40,000
(b) Other Equity	5	(34,935)	(72,895)
Total Equity		2,05,065	1,67,105
Liabilities			
1 Non-Current Liabilities		-	-
2 Current Liabilities			
(a) Financial Liabilities	6		
(i) Trade Payables	6.1	-	62,427
(ii) Other Financial Liabilities	6.2	3,900	3,900
(b) Other Current Liabilities	7	1,695	8,632
Total Current Liabilities		5,595	74,959
Total Equity and Liabilities		2,10,660	2,42,064
The accompanying notes are an integral part of the Financial Statements	1 to 14		

For SHAKTI PUMPS PTY LTD.

Authorised Signatory

SHAKTI PUMPS PTY LTD.


SYDNEY, AUSTRALIA

STATEMENT OF PROFIT & LOSS FOR THE YEAR ENDED MARCH 31, 2019

(Amount in AUD)

Particulars		Note No.	2018-19	2017-18
I	Revenue from Operations	8	1,00,720	79,793
II	Other Income	9	5,430	20,217
III	Total Revenue (I+II)		1,06,150	1,00,010
IV	Expenses			
	Cost of Materials Consumed	10	18,465	23,777
	Purchase of Stock-in-Trade		-	-
	Changes in Inventories of Finished Goods, Stock-in-Trade and Work-in-Progress	11	16,568	34,241
	Employee Benefits Expenses		-	-
	Finance Costs	12	182	247
	Depreciation and Amortisation Expenses		-	-
	Other Expenses	13	32,976	34,899
	Total Expenses (IV)		68,190	93,164
V	Profit/(Loss) before exceptional items and tax (III-IV)		37,960	6,846
VI	Exceptional Items		-	-
VII	Profit/(Loss) before tax (V-VI)		37,960	6,846
VIII	Tax Expense:			
	(1) Current tax		-	-
	(2) Deferred tax		-	-
IX	Profit/(Loss) for the Year (VII-VIII)		37,960	6,846
X	Other Comprehensive Income			
	(i) Items that will be reclassified to profit or loss			
	Unrealised exchange gain / (loss)		-	-
	Total Other Comprehensive Income/(Loss) for the year (X)		-	-
	Total Comprehensive Income/(Loss) for the year (IX+X)		37,960	6,846
XI	Earnings per Equity Share			
	(1) Basic		0.16	0.03
	(2) Diluted		0.16	0.03

For SHAKTI PUMPS PTY LTD.



Authorised Signatory

SHAKTI PUMPS PTY LTD.
SYDNEY, AUSTRALIA
CASH FLOW STATEMENT FOR THE YEAR ENDED MARCH 31, 2019

(Amount in AUD)


Particulars		2018-19	2017-18
A	CASH FLOW FROM OPERATING ACTIVITIES		
	Net Profit & Loss before tax as per Profit & Loss Account	37,960	6,846
	Operating Profit Before Working Capital Changes	37,960	6,846
	Adjusted For :		
	(Increase)/Decrease in Trade and Other Receivables	1,038	(12,799)
	(Increase)/Decrease in Inventories	16,568	34,241
	Increase/(Decrease) in Trade and Other Payables	(69,364)	(2,28,993)
	Net Cash Flow From / (Used In) Operating Activities	(13,798)	(2,00,705)
	Income Tax (Net)	-	-
	Net Cash Flow From / (Used In) Operating Activities (A)	(13,798)	(2,00,705)
B	CASH FLOW FROM INVESTING ACTIVITIES		
	Net Cash Flow From / (Used In) Investing Activities (B)	-	-
C	CASH FLOW FROM FINANCING ACTIVITIES		
	Proceeds From issuance of Share Capital	-	2,10,000
	Net Cash Flow From / (Used In) Financing Activities (C)	-	2,10,000
	Net Change in Cash & Cash Equivalents (A+B+C)	(13,798)	9,295
	Cash & Cash Equivalents at the beginning of the year	26,132	16,837
	Cash & Cash Equivalents at the end of the year	12,334	26,132

Note : 1. Figures in Brackets represent Cash Outflow

2. Cash & Cash Equivalents comprise of :

Particulars	As at March 31, 2019	As at March 31, 2018
Cash in Hand	-	-
Balance with Banks	12,334	26,132
Total	12,334	26,132

For SHAKTI PUMPS PTY LTD.



Authorised Signatory

SHAKTI PUMPS PTY LTD.
Notes to the Financial Statements for the year ended March 31, 2019

4	Equity Share Capital	Particulars	As at March 31, 2019		As at March 31, 2018	
			No. of Shares	Amount	No. of Shares	Amount
		Authorised :				
		Equity Shares of AUD 1 each	2,40,000	2,40,000	2,40,000	2,40,000
		Total	2,40,000	2,40,000	2,40,000	2,40,000
		Issued, Subscribed & Paid Up Capital :				
		Equity Shares of AUD 1 each	2,40,000	2,40,000	2,40,000	2,40,000
		Total	2,40,000	2,40,000	2,40,000	2,40,000

4.1	Reconciliation of the number of Equity Shares outstanding at the beginning and at the end of the year :	As at March 31, 2019		As at March 31, 2018	
		No. of Shares	Amount	No. of Shares	Amount
	Balance as at the beginning of the year	2,40,000	2,40,000	30,000	30,000
	Add: Additional Equity Shares issued during the year	-	-	2,10,000	2,10,000
	Less: Equity Shares forfeited/Bought back during the year	-	-	-	-
	Balance as at the end of the year	2,40,000	2,40,000	2,40,000	2,40,000

4.2 The Detail of Share Holding more then 5%:

Name of the Shareholder	As At 31st March 2019		As at March 31, 2018	
	No. of Shares	% held	No. of Shares	% held
Shakti Pumps (India) Limited	2,40,000	100%	2,40,000	100%

5 Other Equity

Particulars	As at March 31, 2019	As at March 31, 2018
Reserve and Surplus :		
Balance as at the beginning of the year	(72,895)	(79,741)
Add: Profit for the Year	37,960	6,846
Balance as at the end of the year	(34,935)	(72,895)

SHAKTI PUMPS PTY LTD.**Notes to the financial statements for the year ended March 31, 2019****Current Assets**

1 Inventories (Amount in AUD)		
Particulars	As at March 31, 2019	As at March 31, 2018
(i) Finished Goods	1,70,512	1,87,080
Total	1,70,512	1,87,080

Notes: Valued at lower of cost and Net Realisable value unless otherwise stated.

2 Financial Assets

2.1 Trade Receivables (Amount in AUD)		
Particulars	As at March 31, 2019	As at March 31, 2018
(Unsecured- considered good) Trade Receivables	20,336	28,852
Total	20,336	28,852

2.2 Cash and Cash Equivalents (Amount in AUD)		
Particulars	As at March 31, 2019	As at March 31, 2018
(i) Cash in Hand	-	-
(ii) Balance with Banks	12,334	26,132
Total	12,334	26,132

3 Other Current Assets (Amount in AUD)		
Particulars	As at March 31, 2019	As at March 31, 2018
(Unsecured- considered good) (i) Advance for Raw Material	7,478	-
Total	7,478	-

6 Current Financial liabilities

6.1 Trade Payables (Amount in AUD)		
Particulars	As at March 31, 2019	As at March 31, 2018
(i) Creditors for Raw Material	-	62,427
Total	-	62,427

6.2 Other Financial Liabilities (Amount in AUD)		
Particulars	As at March 31, 2019	As at March 31, 2018
(i) Audit Fees Payables	3,900	3,900
Total	3,900	3,900

7 Other Current Liabilities (Amount in AUD)		
Particulars	As at March 31, 2019	As at March 31, 2018
(i) Advance from Customers	664	6,291
(ii) Statutory Dues	1,031	2,341
Total	1,695	8,632

REVENUE FROM OPERATION**8 Sale of Products**

(Amount in AUD)

Particulars	2018-19	2017-18
(i) Export Sales	1,00,720	79,793
TOTAL	1,00,720	79,793

9 Other Income

(Amount in AUD)

Particulars	2018-19	2017-18
(i) Others	5,430	20,217
TOTAL	5,430	20,217

EXPENSES**10 Cost Of Material Consumed**

(Amount in AUD)

Particulars	2018-19	2017-18
Opening Stock of Raw Material	-	-
Add: Purchase of Raw Material	18,465	23,777
	18,465	23,777
Less: Closing Stock of Raw Material	-	-
TOTAL	18,465	23,777

11 Changes in Inventories of Finished Goods, Stock-in-Trade and Work-in-Progress

(Amount in AUD)

Particulars	2018-19	2017-18
Inventories (at Close)		
(i) Finished Goods	1,70,512	1,87,080
TOTAL	1,70,512	1,87,080
Inventories (at Commencement)		
(i) Finished Goods	1,87,080	2,21,321
TOTAL	1,87,080	2,21,321
CHANGE IN INVENTORIES	16,568	34,241

12 Finance Cost


(Amount in AUD)

Particulars	2018-19	2017-18
(i) Bank Charges	182	247
TOTAL	182	247

SHAKTI PUMPS PTY LTD.**Notes to the financial statements for the year ended March 31, 2019****13 Other Expenses****(Amount in AUD)**

Particulars	2018-19	2017-18
(i) Freight Charges	9,117	4,671
(ii) Manufacturing Expenses	4,024	3,770
(iii) Legal, Professional & Consultancy Charges	13,335	13,325
(iv) Auditor Remuneration	3,900	3,900
(v) Advertising Expenses	2,600	8,320
(vi) Selling & Distribution Expenses	-	913
TOTAL	32,976	34,899

- 14** Previous year figures regrouped/recast, wherever necessary, to correspond with the current year's classification/ disclosure.

For SHAKTI PUMPS PTY LTD.**Authorised Signatory**