

SHAKTI ENERGY SOLUTIONS PRIVATE LIMITED

Regd. Office: Plot No.155, 156, Sector III, Industrial Growth Centre, Pithampur, Distt. Dhar (M.P.) - 454774

CIN: U27300MP2010PTC024245

Statement of audited Financial Results for the Quarter and Year ended on March 31, 2022

(Rs. in Lacs except per share data)


S.No	Particulars	Quarter Ended On			Year Ended On	
		March 31, 2022	December 31, 2021	March 31, 2021	March 31, 2022	March 31, 2021
		Audited	Unaudited	Audited	Audited	Audited
I	Revenue from Operations	4,650.44	3,936.53	3,310.57	15,463.48	8,711.33
II	Other Income	1.72	1.42	1.37	4.63	2.36
III	Total Revenue (I+II)	4,652.16	3,937.95	3,311.94	15,468.11	8,713.69
IV	Expenses					
	Cost of Materials Consumed	4,079.94	4,011.32	2,872.63	13,767.53	7,331.56
	Purchase of Stock-in-Trade	-	-	-	-	-
	Changes in Inventories of Finished Goods, Stock-in-Trade and Work-in-Progress	238.03	(392.80)	(90.45)	(238.58)	(24.58)
	Employee Benefits Expenses	33.71	46.18	33.40	146.46	114.58
	Finance Costs	53.05	51.31	52.61	177.71	183.36
	Depreciation and Amortisation Expenses	29.28	29.17	31.80	121.65	130.62
	Other Expenses	131.56	88.57	115.43	333.65	288.49
	Total Expenses (IV)	4,565.57	3,833.75	3,015.42	14,308.42	8,024.03
V	Profit/(Loss) before Exceptional Items and Tax (III-IV)	86.59	104.20	296.52	1,159.69	689.66
VI	Exceptional Items	-	-	-	-	-
VII	Profit/ (Loss) before Tax (V-VI)	86.59	104.20	296.52	1,159.69	689.66
VIII	Tax Expenses:					
	(1) Current Tax	14.33	17.39	29.03	193.46	115.12
	(2) Short /(Excess) Provision of Tax	-	-	-	-	-
	(3) Deferred Tax	20.00	11.59	49.30	139.42	72.99
IX	Profit/(Loss) for the year (VII-VIII)	52.26	75.22	218.20	826.81	501.55
X	Other Comprehensive Income	0.31	-	-	0.31	-
XI	Total Comprehensive Income/(Loss) for the year (IX+X) (Comprising Profit/(Loss) and Other comprehensive Income for the period)	52.57	75.22	218.20	827.13	501.55
XII	Paid-up Equity Share Capital (Face value: Rs.10/- per share)	199.58	199.58	199.58	199.58	199.58
XIII	Earnings per equity share (INR)					
	(1) Basic	2.62	3.77	10.93	41.43	25.13
	(2) Diluted	2.62	3.77	10.93	41.43	25.13

* The Company has only one operating segment namely, " Solar Structure and Accessories "

* The above results have been reviewed by the Audit Committee and approved by the Board of Directors at their respective meetings held on April 30, 2022.

* Figures for the corresponding previous period have been regrouped/rearranged, wherever necessary.

For Shakti Energy Solution Private Limited



Dinesh Patidar
Managing Director
(DIN 00549552)


Place: Pithampur
Date: April 30, 2022

SHAKTI ENERGY SOLUTIONS PRIVATE LIMITED
BALANCE SHEET AS AT MARCH 31, 2022

(Rs. in Lacs)

Particulars	As at March 31, 2022	As at March 31, 2021
I ASSETS		
1 Non-Current Assets		
(a) Property, Plant and Equipment	2,466.95	2,367.16
(b) Other Non-Current Assets	-	4.17
Total Non-Current Assets	2,466.95	2,371.33
2 Current Assets		
(a) Inventories	675.56	406.91
(b) Financial Assets		
(i) Trade Receivables	2,907.61	872.10
(ii) Cash and Cash Equivalents	44.71	83.36
(iii) Bank Balance other than above	166.13	20.94
(iv) Other Financial Assets	18.53	10.14
(c) Current Tax Assets (Net)	107.67	-
(d) Other Current Assets	183.70	120.60
Total Current Assets	4,103.91	1,514.05
TOTAL ASSETS	6,570.86	3,885.38
II EQUITY AND LIABILITIES		
Equity		
(a) Equity Share Capital	199.58	199.58
(b) Other Equity	2,665.09	1,837.96
Total Equity	2,864.67	2,037.54
Liabilities		
1 Non-Current Liabilities		
(a) Financial Liabilities		
(i) Borrowings	442.50	1,002.50
(ii) Lease Liability	57.58	-
(b) Provisions	4.85	1.29
(c) Deferred Tax Liabilities (Net)	169.98	18.90
Total Non-Current Liabilities	674.92	1,022.69
2 Current Liabilities		
(a) Financial Liabilities		
(i) Borrowings	270.00	270.00
(ii) Lease Liability	6.68	-
(ii) Trade Payables		
Dues to Micro, Small and Medium Enterprises	480.01	187.34
Dues to other than Micro, Small and Medium Enterprises	2,059.76	209.05
(iii) Other Financial Liabilities	162.64	117.47
(b) Provisions	0.19	-
(c) Other Current Liabilities	52.00	14.64
(d) Current Tax Liabilities (Net)	-	26.65
Total Current Liabilities	3,031.27	825.15
TOTAL EQUITY AND LIABILITIES	6,570.86	3,885.38

For Shakti Energy Solutions Private Limited



Dinesh Patidar
Managing Director
(DIN 00549552)

Place: Pithampur
Date: April 30, 2022

SHAKTI ENERGY SOLUTIONS PRIVATE LIMITED
CASH FLOW STATEMENT FOR THE YEAR ENDED MARCH 31, 2022

(Rs. in Lacs)

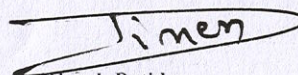
	Particulars	For the Year Ended March 31, 2022		For the Year Ended March 31, 2021	
A	CASH FLOW FROM OPERATING ACTIVITIES				
	Net Profit/(Loss) before Tax as per Profit & Loss Account		1,159.69		689.66
	Adjusted For :				
	Depreciation Expenses	121.65		130.62	
	Interest Income	(4.63)		(2.35)	
	Interest Paid	144.83		142.67	
			261.85		270.93
	Operating Profit before Working Capital Changes		1,421.54		960.59
	Adjusted For :				
	(Increase)/Decrease in Trade & Other Receivables	(2,035.52)		(626.32)	
	(Increase)/Decrease in Inventories	(268.65)		(13.03)	
	(Increase)/Decrease in Financial and Other Assets	399.66		139.19	
	Increase/(Decrease) in Financial Liabilities and Provision	1,859.82		102.01	
			(44.68)		(398.15)
	Net Cash Flow From Operating Activities		1,376.86		562.43
	Income Taxes (Paid)/ Refund	(343.72)		(88.47)	
			(343.72)		(88.47)
	Net Cash Flow From / (Used In) Operating Activities (A)		1,033.14		473.97
B	CASH FLOW FROM INVESTING ACTIVITIES				
	Purchase of Property, Plant and Equipment	(406.44)		(50.54)	
	Expenditure on Capital Work-in-Progress	-		-	
	Sale of Fixed Assets	-		1.55	
	Government Grant Received against Assets	185.00			
	Movement in Advance for Capital Goods	4.17		(3.58)	
	Interest Received from Fixed Deposits & Others	4.62		2.36	
	Investment in Fixed Deposits with Bank	(153.58)	(366.23)	2.81	(47.39)
	Net Cash Flow From / (Used In) Investing Activities (B)		(366.23)		(47.39)
C	CASH FLOW FROM FINANCING ACTIVITIES				
	Proceeds from Long Term Borrowings	(608.33)		(236.41)	
	Short Term Borrowings (Net)	48.33		35.67	
	Interest on Term Loans & Others Paid	(145.58)	(705.57)	(142.67)	(343.42)
	Net Cash Flow From / (Used In) Financing Activities (C)		(705.57)		(343.42)
	Net Change in Cash & Cash Equivalents (A+B+C)		(38.65)		83.16
	Cash & Cash Equivalents at the beginning of the year		83.36		0.20
	Cash & Cash Equivalents at the end of the year		44.71		83.36

1. Figures in brackets represent cash Outflow.

2. Cash and Cash Equivalents comprise of :

Particulars	As at March 31, 2022	As at March 31, 2021
(i) Cash on hand	-	-
(ii) Balance with scheduled banks		
-In Current Accounts	11.71	83.36
-Fixed Deposit with Maturity less than 3 Months	33.00	-
Total	44.71	83.36

For Shakti Energy Solution Private Limited



Dinesh Patidar
Managing Director
(DIN 00549552)

Place: Pithampur
Date: April 30, 2022