

Investor Presentation

July 2022



Shakti Pumps (India) Limited

www.shaktipumps.com

BSE: 531431 | NSE: SHAKTIPUMP | ISIN: INE908D01010

Disclaimer

This presentation and the following discussion may contain “forward looking statements” by Shakti Pumps (India) Limited (“SPIL” or the company) that are not historical in nature. These forward looking statements, which may include statements relating to future results of operations, financial condition, business prospects, plans and objectives, are based on the current beliefs, assumptions, expectations, estimates, and projections of the management of SPIL about the business, industry and markets in which SPIL operates.

These statements are not guarantees of future performance, and are subject to known and unknown risks, uncertainties, and other factors, some of which are beyond SPIL’s control and difficult to predict, that could cause actual results, performance or achievements to differ materially from those in the forward looking statements. Such statements are not, and should not be construed, as a representation as to future performance or achievements of SPIL.

In particular, such statements should not be regarded as a projection of future performance of SPIL. It should be noted that the actual performance or achievements of SPIL may vary significantly from such statements.



Contents

Sr	Section	Page
1	Business Overview	4
2	Key Drivers	15
3	Financial Highlights	27
4	Annexure	33



Investor Presentation

Business Overview

Pumping Growth



Company at glance

- Incorporated in 1982 and led by Mr. Dinesh Patidar, Shakti Pumps (India) Limited (SPIL) has made **strong presence in the pumps industry**
- Pioneer in manufacturing “**100% Energy Efficient Stainless-Steel Submersible Solar Pumps & Motors**”
- Holding dominant position with **~30%+ market share** in the domestic solar Pump Market under the PM KUSUM scheme

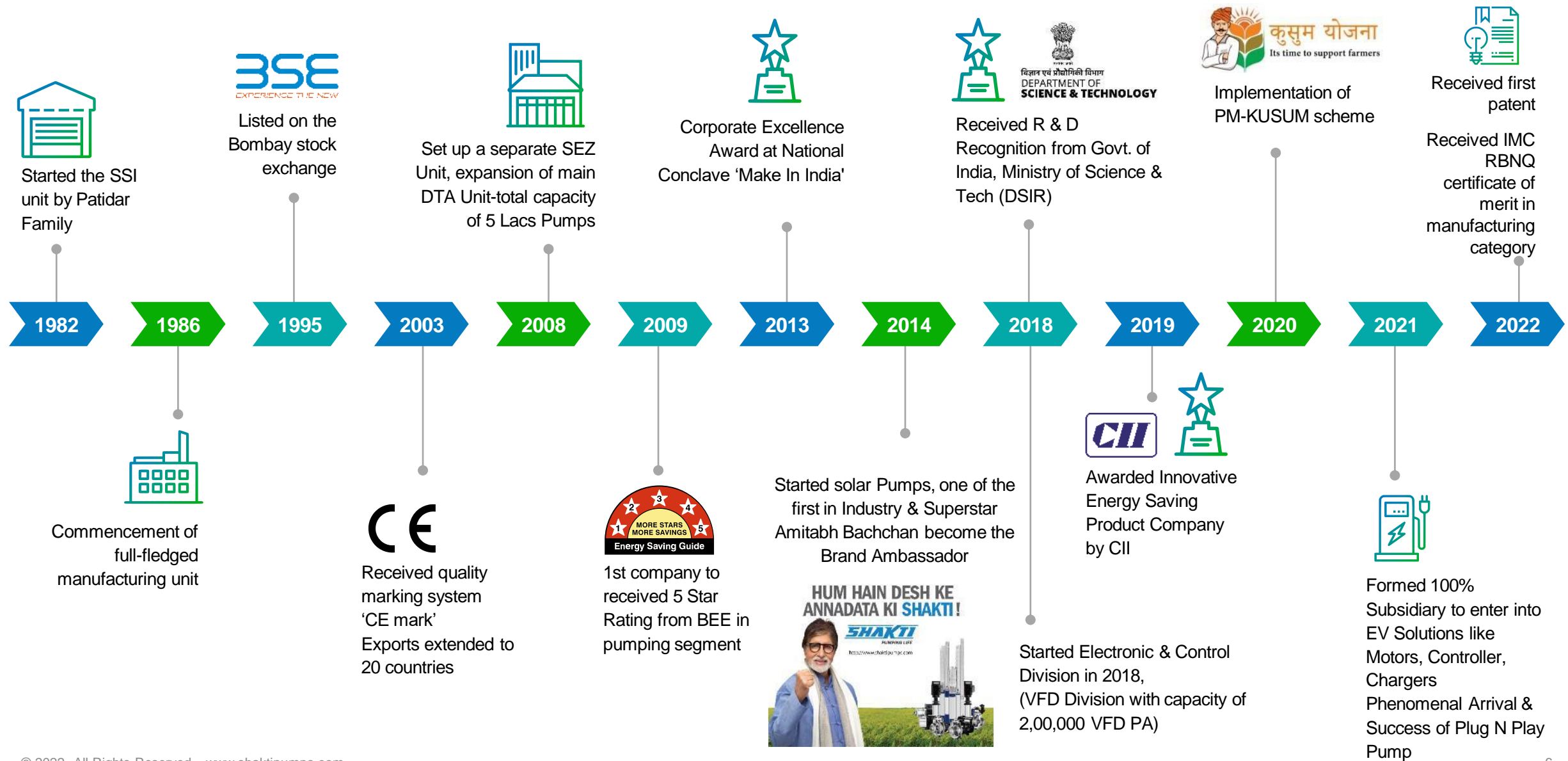


- **5,00,000 units of pumps** manufacturing facility located at Pithampur (MP), well supported by **advanced in-house R&D** and **robust backend support**
- **Only company with in-house manufacturing** of a whole range of products including Variable Frequency Drives, Structures, Motors, Inventors etc for solar pump installation
- Wide range of products having varied applications, offering more than **1,200 product variants**

- Products have **varied applications** from agricultural, building services, power, oil & gas, metals & mining and others
- **Diversified customer mix** from Government, Solar OEM players, industries etc resulting in low customer concentration mix; more than 1 Lakhs + pump installed
- **Export contributes ~15.7%** of revenue; accredited as “**Star Export House**” by the Government of India



Have been in the pumps business since last 3 decades



Diversified product range - Inhouse manufacturing of energy efficient products

Shakti's Range of Product



Key Differentiators



High quality energy efficient stainless steel Pumps



30-40% less energy consumption



~40% more output compared to cast iron pumps



Rust & corrosion free
~ 2X life compare to cast Iron pumps



Indigenously developed VFDs.
Economical substitute for imported materials




Inbuilt remote monitoring system

Varied range of applications - Provide less dependency on any one sector



Solar

Channel partner with MNRE with top notch 1A ratings, pumps ranging from 0.5 HP to 300 HP that are simple to operate with remote monitoring system offering 50-60% more discharge



1

Domestic

For domestic needs of bungalows, high-rise buildings, housing complexes and apartment. ideally used for tasks such as water supply, over tank storage watering, gardens and fountains



4

Agriculture


For agricultural needs like irrigation pumps, solar pumping solutions agricultural sprinkler system with pumps or with solar pumps



2

Industrial

used in industries for variety of purposes such as fire fighting, sewage, heating & cooling of systems, washing, storage etc



5

Commercial

Used in hotels, corporates, malls, high rises buildings, commercial premises where heavy pressure and boosting is required



3

Sewage & Drainage

offers wide range of necessitates from draining flood water from various areas like basements, car parks, empty cesspools to managing sewage in a water treatment plant



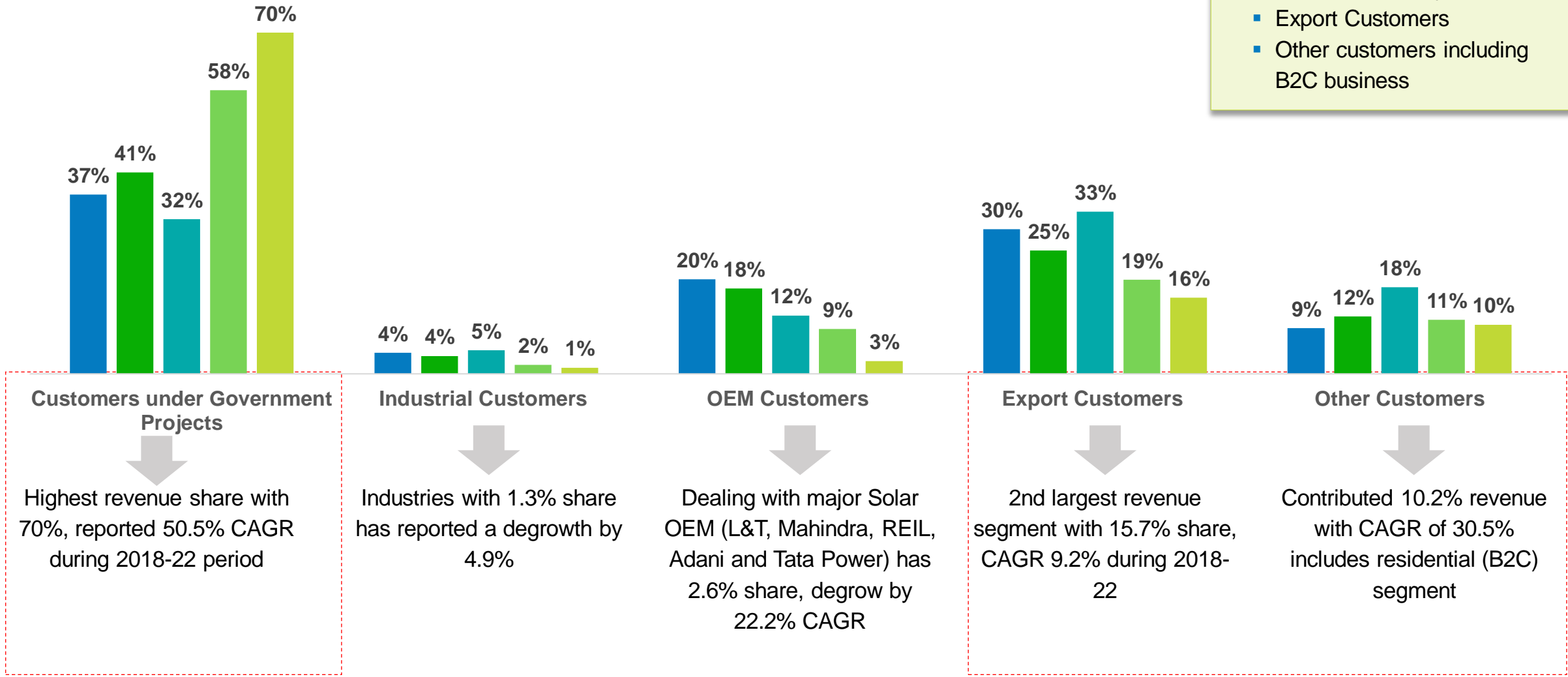
6

Diversified customer mix – Reduces the customer concentration risk

■ FY2018 ■ FY2019 ■ FY2020 ■ FY2021 ■ FY2022

Focussed area for SPIL

- Government Projects
- Export Customers
- Other customers including B2C business



State-of-art manufacturing facilities – with strong backend support

1 World class manufacturing unit

Main Unit (I)

Capacity:
3,50,000 pumps
per annum

Unit I – Main unit: (Total Area-16 acres)

- 4", 6", 8" & 10" Motor Manufacturing Plant
- Submersible & Industrial Pump Manufacturing Unit
- Solar structures
- High Tech R&D Unit

SEZ Unit (II)

Capacity:
1,50,000 pumps
per annum

Unit II – SEZ Unit: (Total Area-3.15 acres)

- 100% stainless steel submersible pumps for exports
- Advanced and modern P&M to ensure superior quality matching global benchmarks

E&C Unit

Capacity:
2,00,000 VFDs
per annum

Unit III - Electronic & Control unit (E&C) Part of Unit I

- Japanese technology based plant
- 200,000 Variable Frequency Drive (VFD) and Solar Inverters p.a. capacity
- Suppling power electronics products outside SKIL also

2 Additional facilities



Backward Integrated - In-house manufacturing all the key components required for pumps and motor manufacturing



Manufacturing **Solar Structures** for solar panel with 1,00,000 units structure capacities



Computerised Testing Facility to maintain high international standard



Advanced R&D facilities to develop innovative products to capture newer opportunities and the wing is supported by IIT Delhi under the Government of India's Advanced Invention Scheme



Filled for 29 products patents for its unique products and received **approval for 1 patent in Apr'22**

3 Certifications & Approvals

UL Certificate



North American
Component Certified



Certificate of
Compliance



European
Conformity Certified



ISO
Certifications



ISI Mark
Certification




India's First
5 star rated pumps



Star Export House Certificate



High Tech Manufacturing Facilities - Defining global standards



Experienced management team with robust corporate governance standards



Mr. Dinesh Patidar

Managing Director

A visionary, self-made industrialist and leader with a strong business acumen and knowledge in development of engineering products and management. More than 3 decades of experience and extensive business travels across the world helped him to adopt latest and best practices in business to develop a competitive edge.



Mr. Sunil Patidar

Director

Determined professional with innovative approach in people management and industrial relations ensuring all administrative and legal compliances.



Mr. Ramesh Patidar

Executive Director

A Graduate in Business Administration with having more than 18 years of experience in Shakti. Looks after international business development activities exploring and expanding new business opportunities across the world.



Mr. Dinesh Patel

CFO

A well qualified CA, ICWAI with over 11 years of work experience in accounts, finance, audit, direct & indirect taxation. He has also qualified the Professional Programme examination of The Institute of Company Secretaries of India (ICSI). He has worked with Mahindra & Mahindra Limited Ltd, Mahindra Two Wheelers Ltd, CASE New Holland Construction Equipment India Private Limited. Associated with Shakti Group since May 2018.

Experienced management team with robust corporate governance standards



Mr. Ravi Patidar

Company Secretary

A Commerce graduate, and also hold the degree of L.L.B. He is an Associate Member of ICSI. He has over 10 years work experience in handling Secretarial work in listed Company, Public Limited Companies and various other matters.



Dr Chinmay Jain

DGM - Electronics and Control

An M. E. in electrical engineering from Indian Institute of Science, Bangalore, he has a Ph. D. degree from the Department of Electrical Engineering, IIT, Delhi. He has published close to 20 research papers in renowned international journals such as IEEE/IET transactions etc along with 9 patents in his bucket. His research interests and working area includes special motor design, power electronics, drives, power quality, grid interfaced solar PV systems and design of custom power devices.



Prof . B M Sharma

Overall Head (Operations & HR)

Retired Professor, Department of Electrical Engineering, SGSITS Indore. A seasoned professional having rich experience spanning over 30 years in academics and industry with expertise in design and development of super efficient motors.

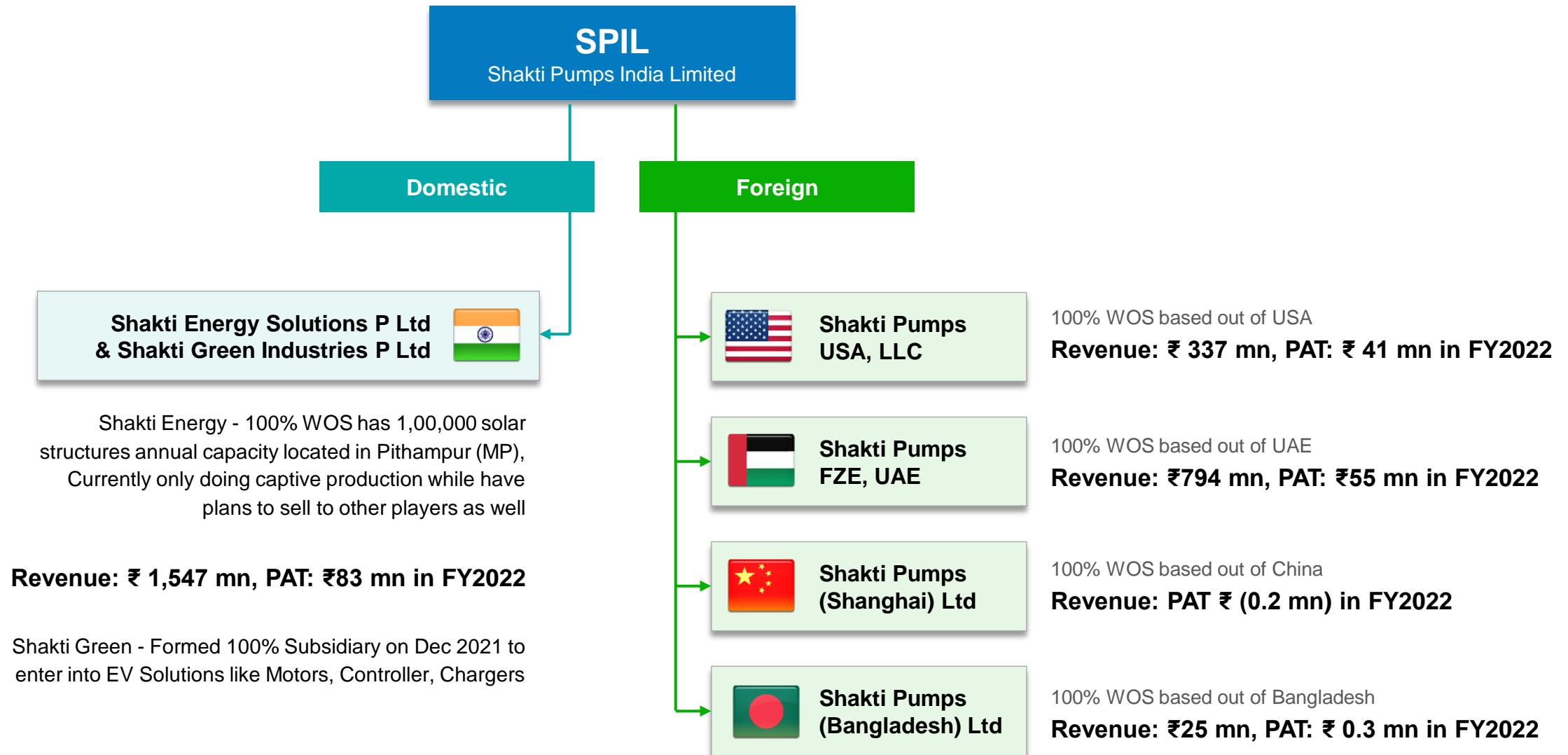


Mr. Manoj Modi

Head E&C Division

A technocrat with innovative approach and rich experience in design and development of Power Electronics based products. Was instrumental in setting up and integration of E&C Division of Shakti. He is BE, ME (IISc, Bangalore) and MBA.

Corporate Structure – Providing global presence





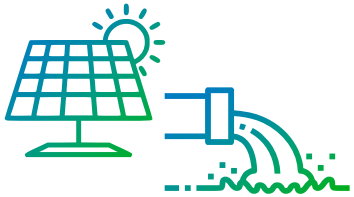
Investor Presentation

Key Drivers

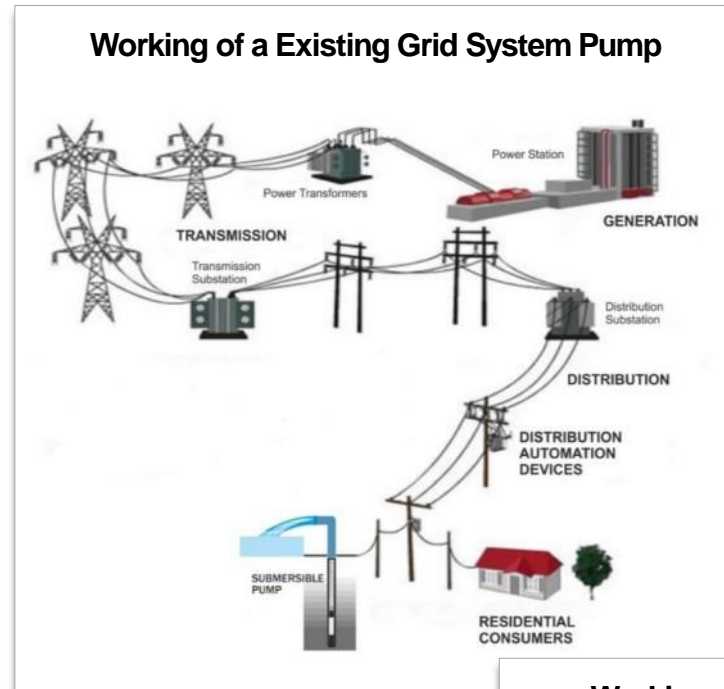
(to capture growing
solar pumps and allied markets)



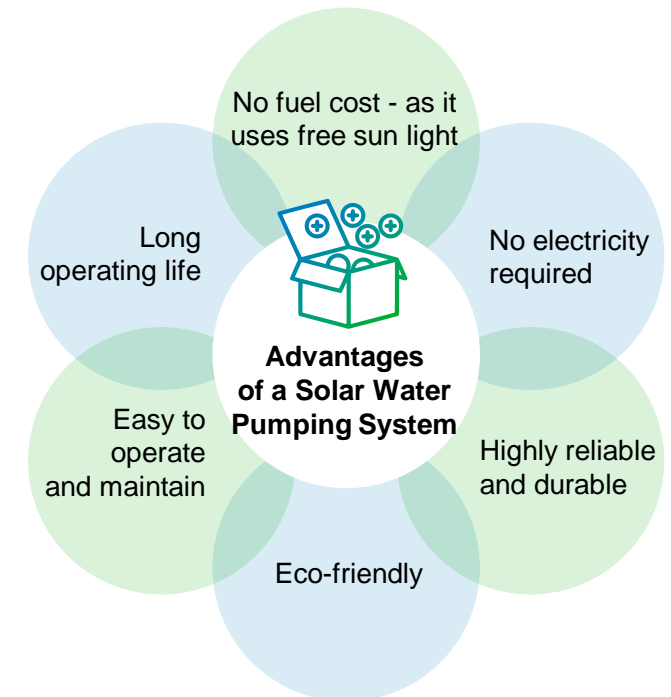
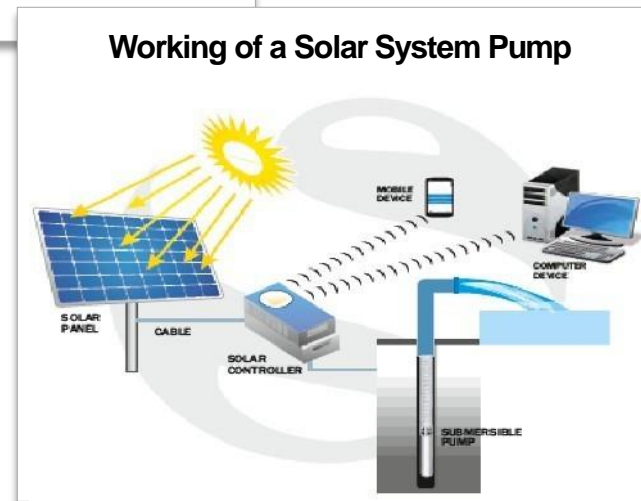
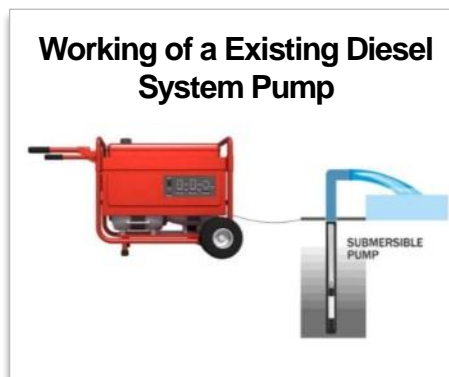
Why solar pumping systems are need of hour?



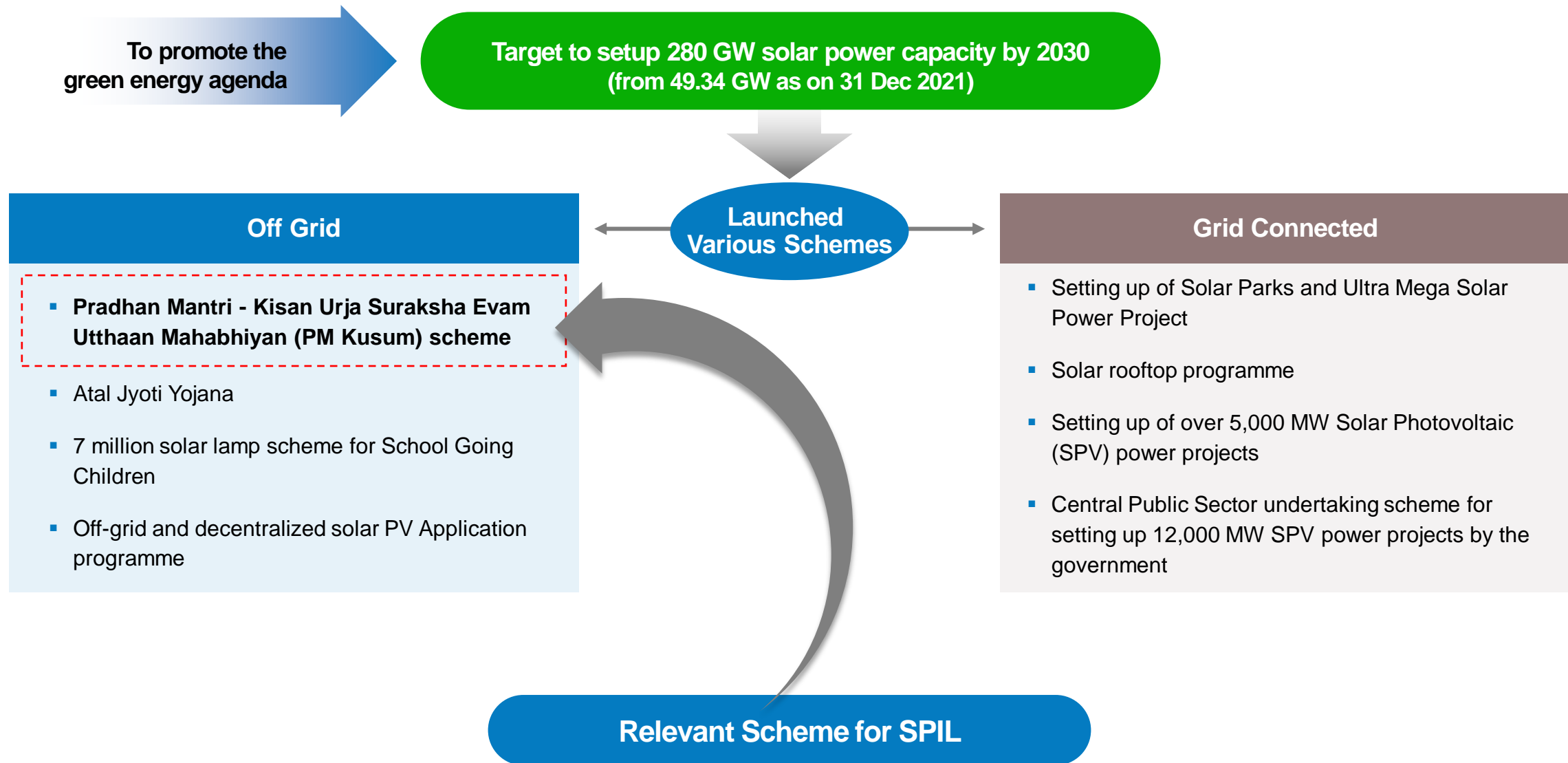
- A solar-powered pump is a pump running on solar energy generated by photovoltaic panels or the radiated thermal energy available from collected sunlight as opposed to grid electricity or diesel run water pumps.
- The operation of solar powered pumps is more economical mainly due to the lower operation and maintenance costs and has less environmental impact than pumps powered by an internal combustion engine (ICE).
- On-grid or Off-Grid Solar Pumps are useful in both scenarios where there is grid power supply and no grid



[PM speech on Solar pump](#)



Government initiatives to support solar power generation



Kusum - A initiative to transform agriculture sector

In FY 2018-19, a ₹480 bn budget was setup for 10 years period

Subsidy scheme to install new solar pumps and replace the existing electrical/diesel pumps to reduce the dependency of grid power



Component A	Addition of 10,000 MW solar power capacity with the installation of small plants of up to 2 MW capacity each
Component B	Installation of 20 lakh solar-powered agricultural pumps (off-grid) <ol style="list-style-type: none"> Replacement of existing diesel pumps <ul style="list-style-type: none"> Replacement demand is ~320 lakh pumps with ~220 lakh electric pump and ~100 lakhs diesel pumps Initial plan to replace 20 lakh pumps of the total 100 lakh diesel pumps (Achieved ~15% of target) Farmers applied for electricity connection, but the request is still pending with the department Farmers want to terminate their electricity connections after getting it replaced with solar power <p>Point 1 & 2 constitute ~90% demand from component - B</p>
Component C	Solarisation of 15 lakh existing Grid-connected agriculture pumps (on-grid)

KUSUM SCHEME I (Market Mode)	Size: 1,50,000 Pumps Executed: ~78,940 SPIL: ~22,340
KUSUM SCHEME II (Market Mode)	Size: 3,17,000 Pumps (Expected) Executed: 32,757 (Jan 2022 - June 2022) SPIL: 15,055 (Jan 2022 – June 2022)

Kusum – Benefitting farmers to the core and slowing the base issues in the sector

State	State Nodal Agency	Project	Farmer Share	State Share	MNRE Share	Total
Rajasthan	RHDS - Jaipur	PM-KUSUM	40%	30%	30%	100%
Haryana	HAREDA - Panchkula	PM-KUSUM	25%	45%	30%	100%
Punjab	PEDA - Chandigarh	PM-KUSUM	15% - SC, 20% - Gen.	45%	30%	100%
Himachal Pradesh	SDSCO - Shimla	PM-KUSUM	15% - SC, 20% - Gen.	45%	30%	100%
Gujarat	GUVNL - Vadodara	PM-KUSUM	40%	30%	30%	100%
Madhya Pradesh	MPUVN - Bhopal	PM-KUSUM	35%	35%	30%	100%
Chhattisgarh*	CREDA - Raipur	SSY-5 & 6	5%	95%	-	100%
Maharashtra*	MSEDCL – Mumbai	(T-03 & T-04)	5% - SC/ST, 10% - Gen/OBC	95% 90%	-	100%



Other Benefits



Reduces dependency on grid power



Low electricity billing



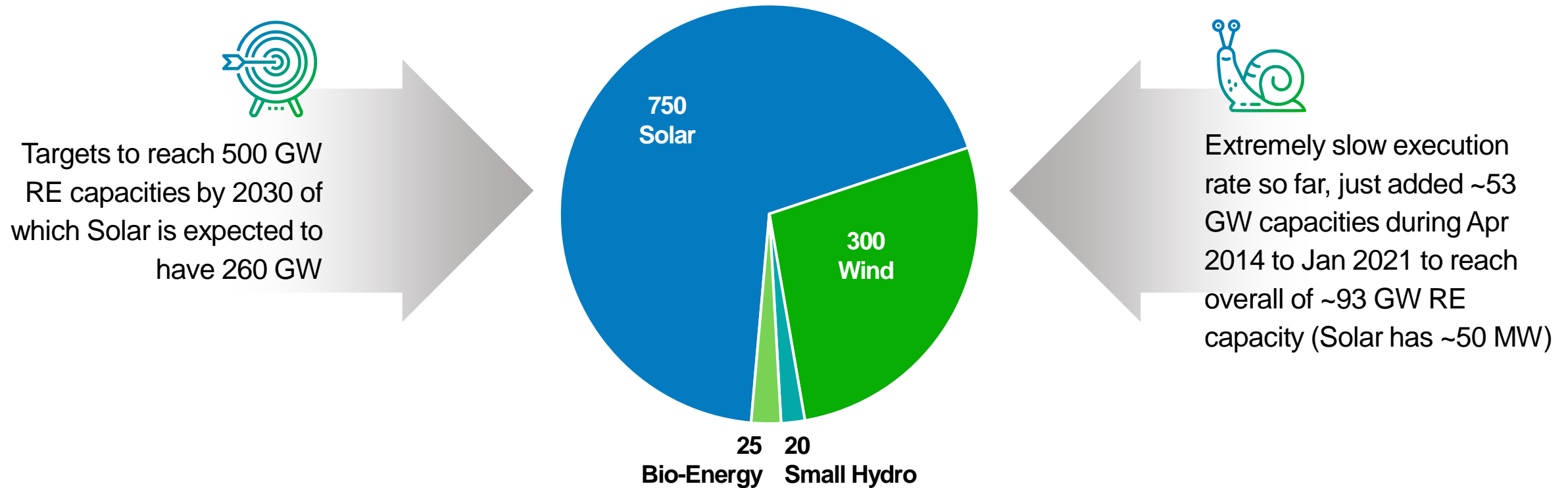
High yield with the introduction of micro irrigation



Additional income by selling surplus electricity to grid

Kusum - Benefitting Government to move away from fossil to renewable sources

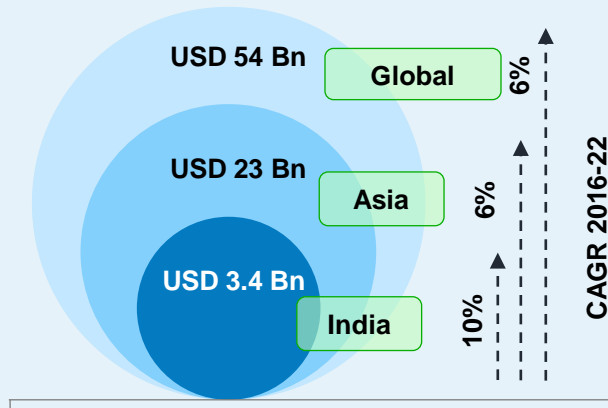
India Potential – Renewable Energy (RE) ~ 1,100 GW



- Low infrastructure cost for the government as compared to high cost of other power sources
- Help government to reduce the carbon emission to Net zero level by 2050

Huge Addressable market for SPIL providing immense opportunities

Large Headroom for Growth - Water Pump Market



India has **third largest regional market** for water pumps after MEA and China and fastest growing region with an estimated CAGR of over **10% during 2017-27**

- Global solar industry was valued at USD 50 bn in 2019 and is estimated to grow by 26% to reach USD 200 bn by 2026
- Installed solar photovoltaics (PV) power capacity in the world increased by 22% to 773.2 GW by the end of 2020, up from 635 GW in 2019
- Solar water pumping systems' market in India is estimated to grow at CAGR of more than 27% from FY2018 to FY2024
- Key growth drivers of the solar energy market are Government subsidies and tax rebates for solar panel installation and increased awareness of environmental degradation

Solar Pumps in India – Market Size

Particulars	KUSUM 1	KUSUM 2	FY24E	FY25E
Solar Pumps (Lakh nos.)	1.50	3.17	3.50	4.00
Avg. Price (₹ Lakh)	-	2.00	2.50	2.50
Centre budget (₹ bn) @ 30% share	-	17.0	-	-
Market Size (₹ bn)	-	60.0	87.5	100.0

Immense potential for SPIL commanding more than 35% market share; currently operating at just 40% Capacity Utilisation level

Emphasizing on technological improvement to further drive future growth

Regular addition of new products

- Providing innovative solutions through its advanced R&D support
- Some of recently developed innovative products are:

Automatic Structure	Universal Solar Pump Controller	Small Structure Pumps	EV Products
<ul style="list-style-type: none"> ▪ Inherent rotational property ▪ Panel can rotate as per sun's direction ▪ Can generated more than 30% power generation 	<ul style="list-style-type: none"> ▪ Can maximum utilize the solar power available at the site ▪ Multiple applications like Water Pumping, Atta Chakki, Deep Freezer, Mobile Charging Port etc 	<ul style="list-style-type: none"> ▪ For farm land/small fields of ~1 acres area ▪ Cost effective costing lesser than the larger structures (7.5 HP) 	<ul style="list-style-type: none"> ▪ Developing EV motors, chargers and controllers to cater to newly growing market

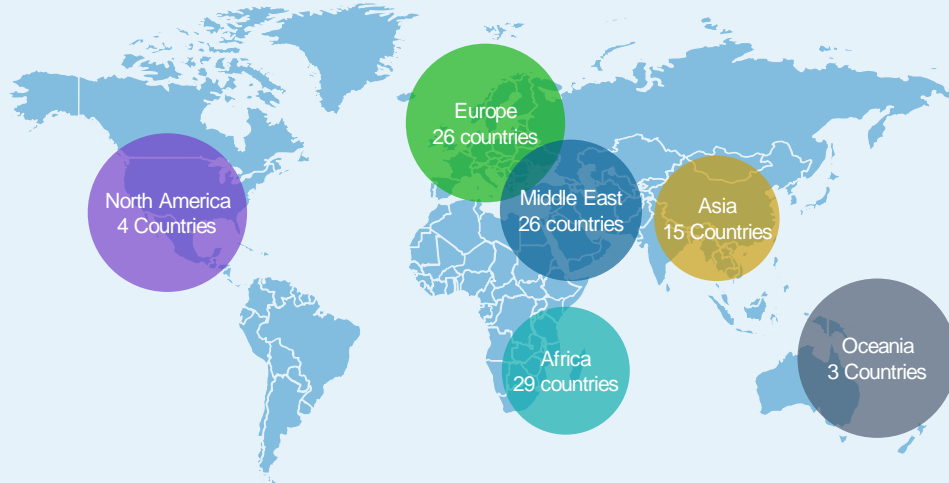
Awarded 1 patent of 29 allied patents

- On the back of advanced R&D team and infrastructure, SPIL filled for 29 patents
- Awarded first-ever patent for inventing 'A Unidirectional Solar Water Pump with Grid-tied Power Generation' capabilities

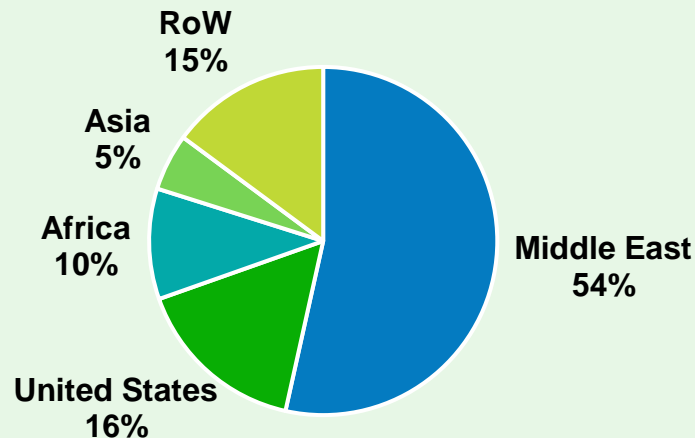


Presence across continents – Leading to revenue & margin expansion

Global Presence (100+ countries)



FY22 Export sales: Rs 1,851 mn, contributing 15.7% in revenue



Opportunities

- Segment reported a CAGR of 11.5% during 2018-21 expecting to perform better on the back of new orders which may translate into better overall margins as the segment has the strongest margin out of the other segments

- Secured contract worth USD 35.30 million from Government of Uganda for supplying solar-powered water pumping



- SPIL is also the part of International Solar Alliance (ISA) which have following demand:



- Aggregated demand for more than 2,70,000 solar pumps across 22 countries
- More than 1 GW of solar rooftop across 11 countries and
- More than 10 GW of solar mini-grids across 9 countries under its respective programmes

Retail demand – Well supported by strong distribution network and new product launch

High market penetration with strong distribution network



500+

Nos of Dealers
in India



1200+

Product Variants



400+

Service Centre



18

State-based
Marketing Branch

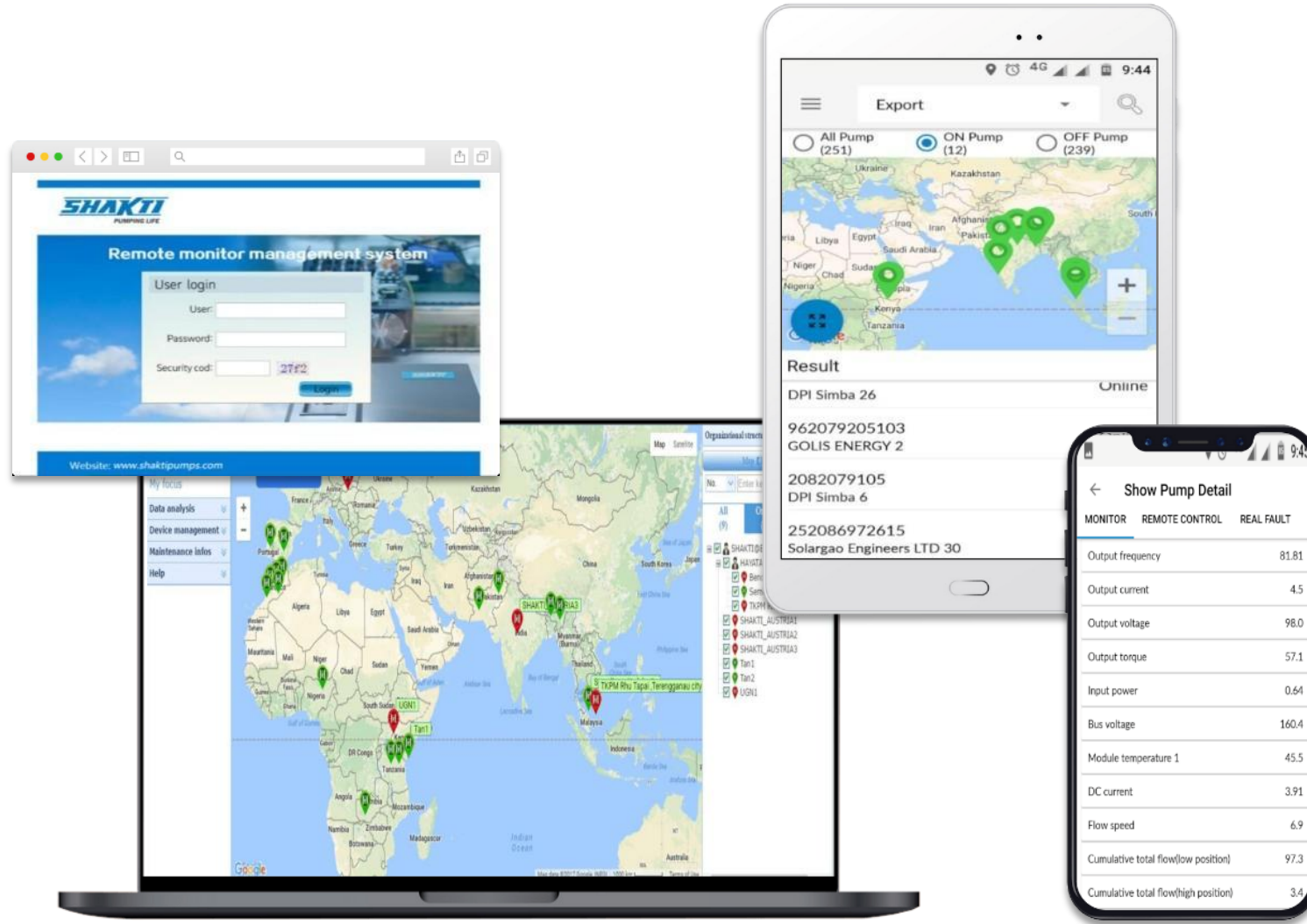
- Sells all its products under “Shakti” Brand
- One of the selected bidders among 5-7 L1 bidders for supplying pumps with 1-10 HP
- Farmers can opt to buy pumps from among these L1 bidders providing enough push for SPIL to make a strong and sustainable B2C brand
- Launching new products like **Small pumps structure** and **Universal solar pump controller**, which we believe can help the company to have better B2C customer share and can further improve margins

**HUM HAIN DESH KE
ANNADATA KI SHAKTI!**

SHAKTI
PUMPING LIFE
<http://www.shaktipumps.com>

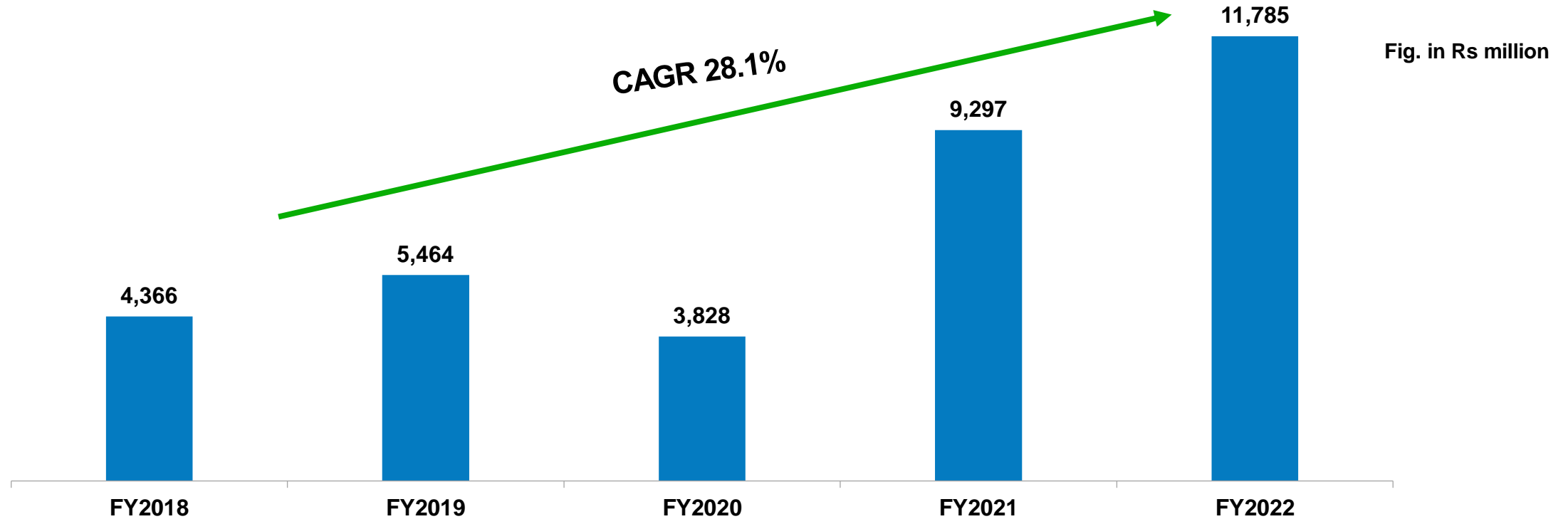


Strong backend support to improve customer connect



- Availability of many field people who control any issues related to the pumps
- Technological advanced company's pumps can be remotely monitored through "Shakti Remote Monitoring System – Mobile App" with controls built inside the pumps
- Controller automatically switches the pump on and off protecting the equipment against dry run
- Provide 3 years backend support to farmers which has the average life of about 10-15 years

Revenue grew by 1.3x in FY2022 compared to FY2021



Revenue is expected to report a strong growth underpinned by strong government initiatives, strong product portfolio and in-house R&D infrastructure to launch new and innovative solution for its diversified customer and application mix



Investor Presentation

Financial Highlights



Q1 FY23 Consolidated Income Statement

Particulars (Rs Mn)	Q1FY23	Q1FY22	YoY	Q4FY22	QoQ	FY22	FY21	YoY
Revenue from Operations	2,545	1,563	62.8%	3,846	(33.8%)	11,785	9,297	26.8%
EBITDA	213	126	69.2%	363	(41.1%)	1,105	1,421	(22.2%)
<i>EBITDA Margins %</i>	8.4%	8.1%	32 bps	9.4%	(104 bps)	9.4%	15.3%	(591) Bps
Finance Cost	60	27	121.2%	50	21.0%	157	162	(3.3%)
Depreciation and Amortization Expense	47	47	0.2%	46	2.0%	186	184	1.1%
Other Income	11	13	(14.1%)	19	(43.2%)	61	38	62.9%
PBT	117	65	81.0%	286	(59.0%)	823	1,112	(26.0%)
Total Tax	30	(8)	-	67	(54.9%)	175	357	(50.9%)
PAT	87	73	19.8%	220	(60.2%)	648	756	(14.2%)
<i>PAT Margins %</i>	3.4%	4.7%	(123 bps)	5.7%	(228 bps)	5.5%	8.1%	(263) Bps
Cash Profit	134	120		265		834	940	(11.2%)
Basic EPS (INR)	4.8	4.0	19.6%	12.0	(60.3%)	35.3	41.1	(14.3%)

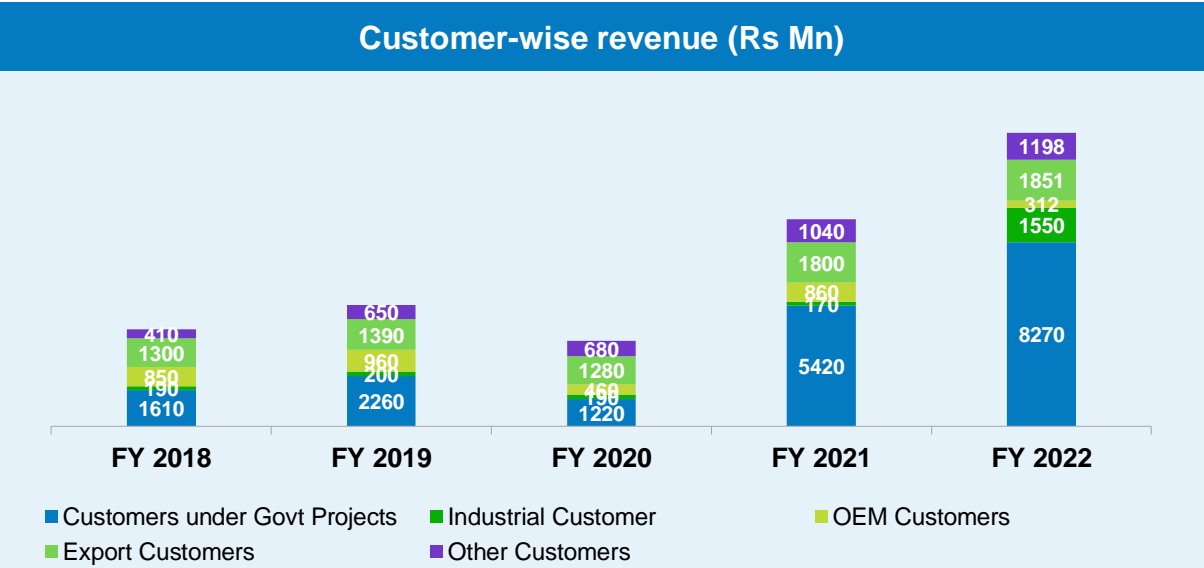
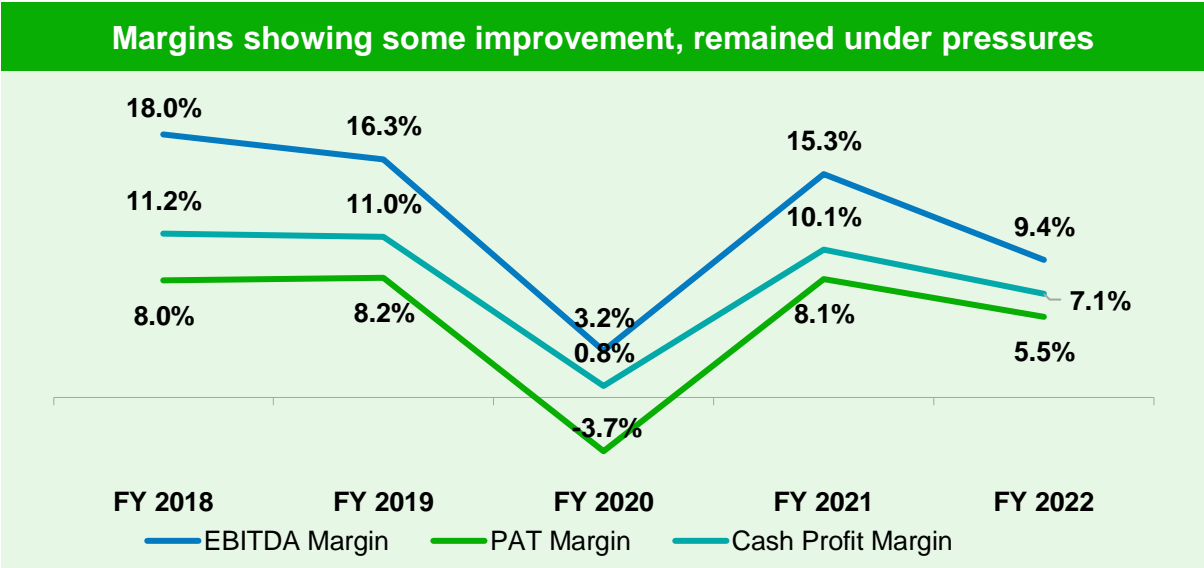
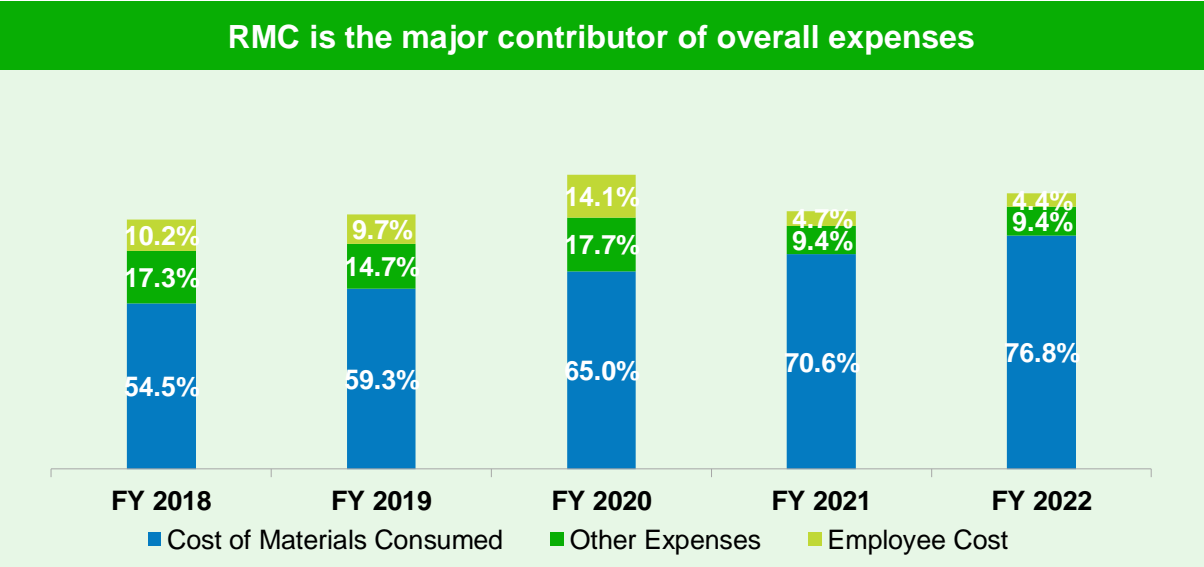
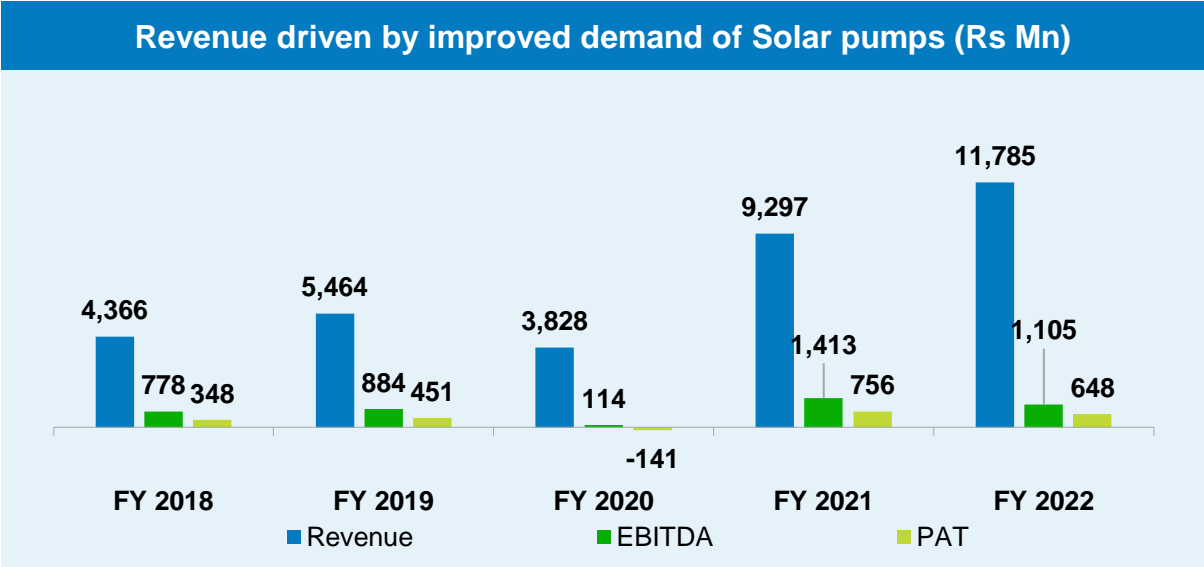
Consolidated Income Statement

Particulars (Rs Mn)	FY18	FY19	FY20	FY21	FY22
Revenue from Operations	4,366	5,464	3,828	9,297	11,785
EBITDA	778	884	114	1,413	1,105
EBITDA Margins %	17.8%	16.2%	3.0%	15.2%	9.4%
Depreciation and Amortization Expense	139	150	172	184	157
Finance Cost	140	178	208	162	186
PBT	533	593	(225)	1,104	823
Total Tax	184	143	(84)	349	175
PAT	348	451	(141)	756	648
PAT Margins %	8.0%	8.2%	(3.7%)	8.1%	5.5%
Cash Profit	488	601	31	940	834
Basic EPS (INR)*	19.0	24.5	(7.7)	41.1	35.3

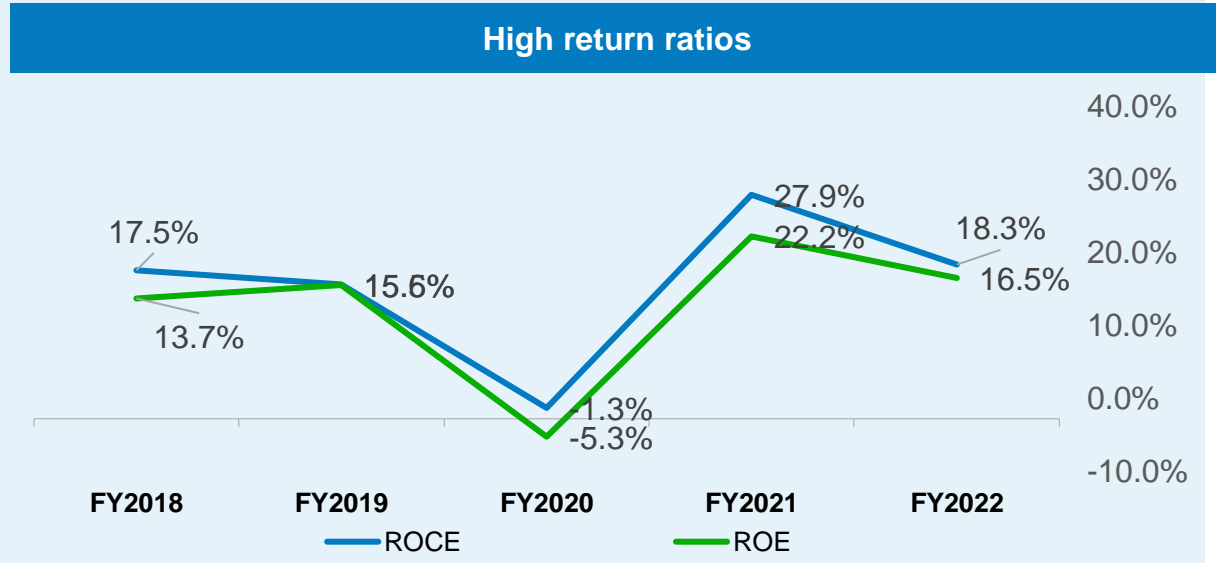
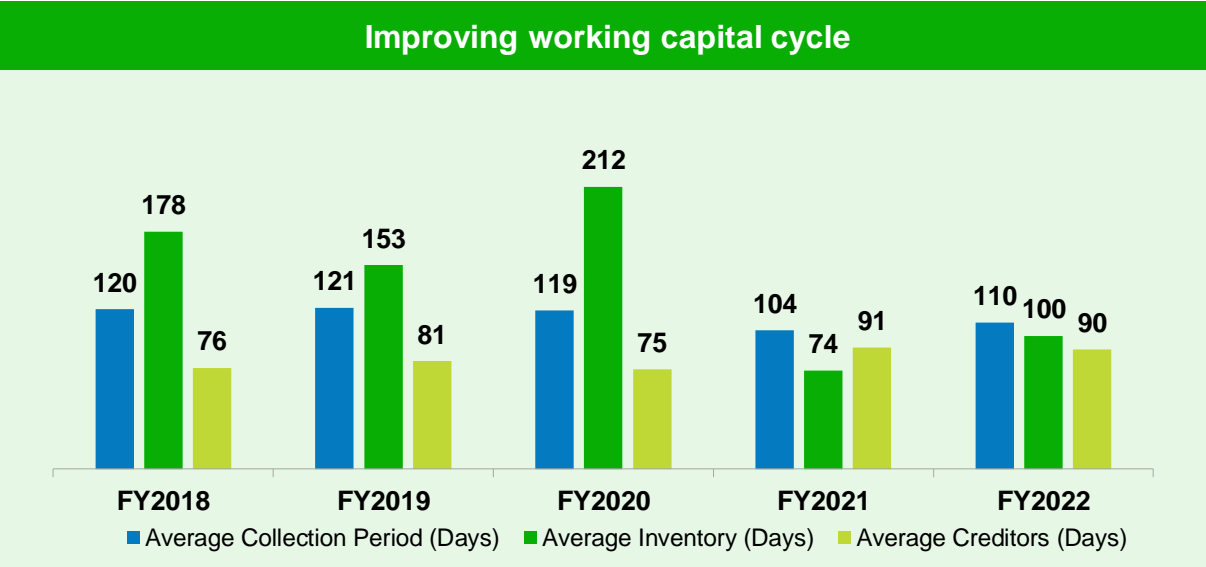
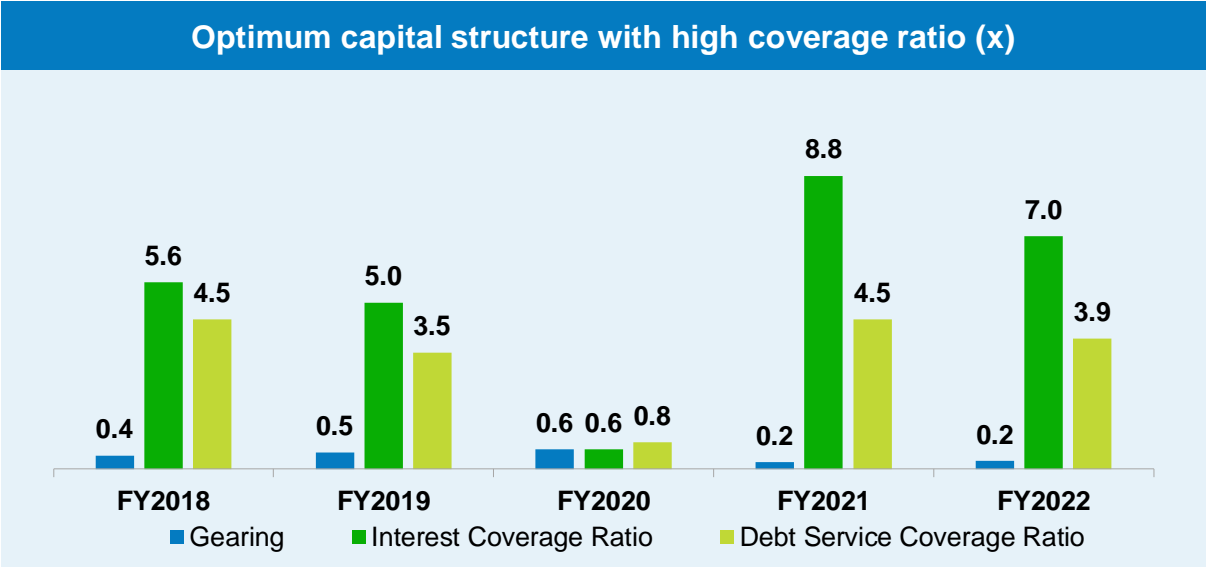
Consolidated Balance Sheet

Particulars (Rs Mn)	FY18	FY19	FY20	FY21	FY22
Assets					
Net Fixed Assets	1,213	1,522	1,539	1,481	1,463
Other Non Current Assets	101	196	170	214	48
Current Assets	3,260	4,116	3,698	5,009	7,126
Total Assets	4,575	5,834	5,406	6,705	8,637
Liabilities					
Net Worth	2,536	2,904	2,652	3,406	3,932
Other Non Current Liabilities	137	163	74	177	137
Term Loans	146	213	256	198	93
Working Capital Secured Loans	913	1,484	1,584	588	957
Current Liabilities	842	1,069	841	2,336	3,517
Total Liabilities	4,575	5,834	5,406	6,705	8,637

Key financial highlights – Showing strong numbers with overall improvement



Key financial highlights – Other major ratios





Investor Presentation

Annexure



Project Execution Process (PM KUSUM Scheme)

General Mechanism

Respective Nodal Agency of each state looks after the activities for New & Renewable Energy sector:

STEP 1:

Farmer submits interest for Solar equipment and contributes 10% to State Nodal Agency

STEP 2:

MNRE contributes 30% to State Nodal Agency (MNRE is controlled by Central Govt.)

STEP 3:

State Govt contributes 30% to 60% (including loan to farmer subsidized rates, if any) to State Nodal Agency

STEP 4:

State Nodal Agency opens tender and issues work order to the bidder

STEP 5:

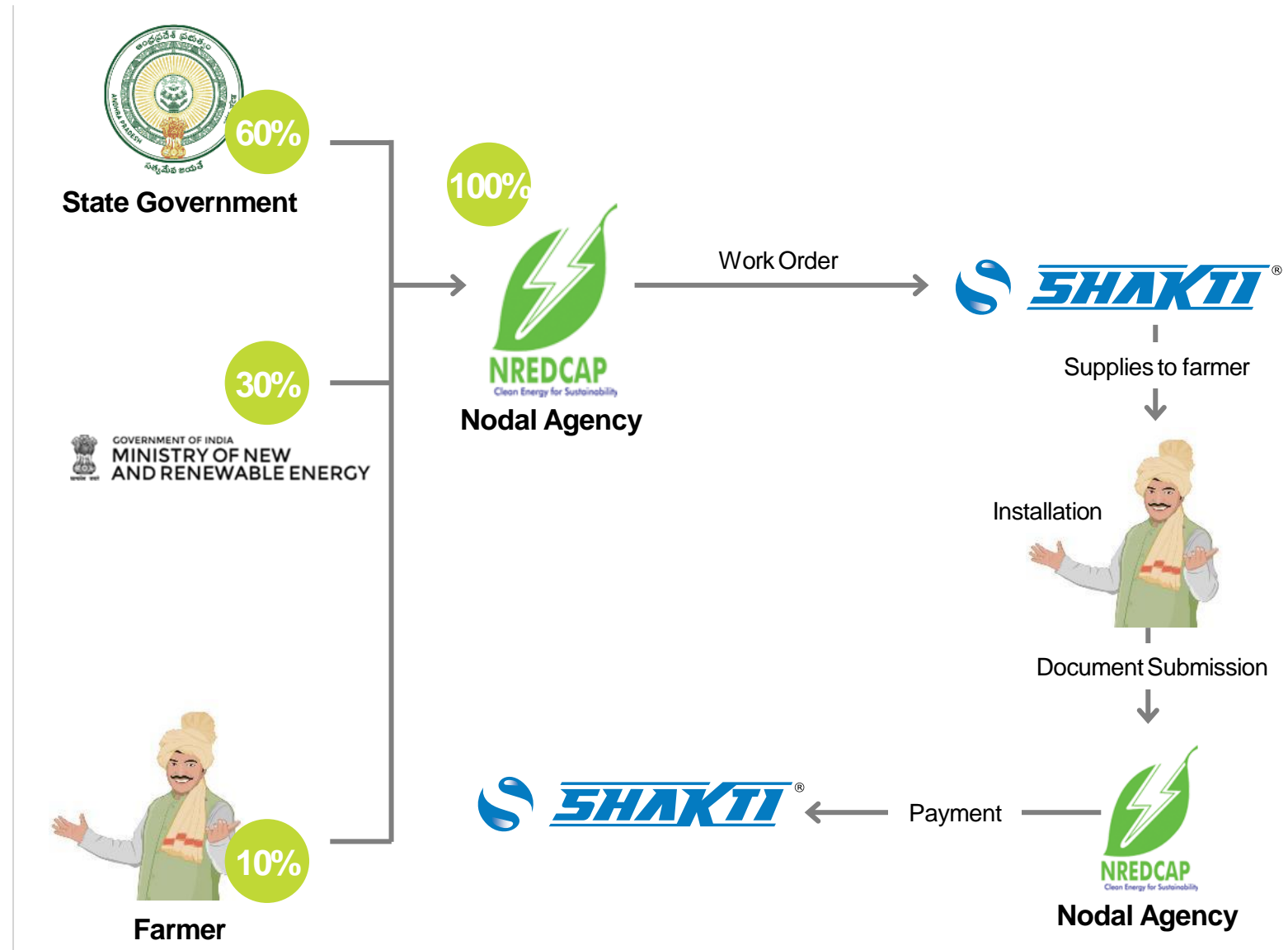
Bidder supplies materials to farmers & completes installation

STEP 6:

Bidder submits document to the Nodal Agency for release of payment against the work completed

STEP 7:

Nodal Agency verifies the installation and releases the payment to the Bidder

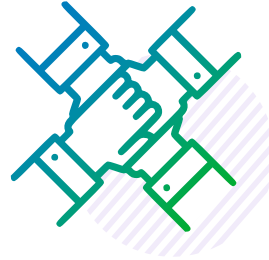


ESG Initiatives for Sustainable Growth of Business



Environment Empathy

- The Company has diversified into solar energy operated pumps and rooftop products and have a cumulative installed capacity of over 612MW which manifest its commitments to green energy initiatives.
- The Company ensures sustainable use of resources and invests in sustainable technologies to reduce environmental footprint.



Social Responsibility

- Installation of solar pumps and systems across multiple villages in India
- Adoption of school, free medical facilities & health camps for needy people
- Donation towards construction of Girl's Hostel building in Badwani Dhar (MP)



Corporate Governance

- The Company is committed to sound principles of Corporate Governance with respect to all of its procedures, policies and practices.
- The governance processes and systems are continuously reviewed to ensure that highest ethical and responsible standards are being practiced by the Company.



Shakti Pumps (India) Limited

Regd. Office & Works: Plot No. 401-,402 & 413, industrial Area,
Sector - 3, Pithampur - 454774, Dist. Dhar (M.P.) India.

Mr. Dinesh Patel, CFO

✉ dinesh.patel@shaktipumps.com

Ernst & Young, LLP

Vikash Verma

✉ vikash.verma1@in.ey.com

Rohit Anand

✉ rohit.anand4@in.ey.com



Thank You