

SHAKTI PUMPS USA LLC
FLORIDA, USA

Statement of Financial Results for the Quarter & Year ended on 31 March 2024


(Amount in USD)

S. No.	Particulars	Quarter Ended on			Year Ended on	
		Mar 31' 2024	Dec 31' 2023	Mar 31' 2023	Mar 31' 2024	Mar 31' 2023
		(Unaudited)	(Unaudited)	(Unaudited)	(Unaudited)	(Unaudited)
1	Revenue from Operations	15,02,185	9,50,268	12,10,151	59,03,734	59,85,856
	Other Income	-	-	8,962	-	0,962
	Total Revenue	15,02,185	9,50,268	12,19,113	59,03,735	59,94,818
2	Expenses					
	Cost of Material Consumed	4,75,019	7,99,339	9,08,681	35,45,502	46,86,509
	Changes in Inventories of Finished Goods, Stock-in-Trade and Work-in-Progress	5,09,271	(1,72,353)	19,192	2,06,787	(2,73,571)
	Employee Benefits Expenses	64,542	56,333	43,786	1,86,047	1,43,001
	Finance Costs	11,641	12,133	8,378	52,455	42,942
	Depreciation and Amortisation Expenses	-	-	-	-	1,557
	Other Expenses	2,18,356	1,79,188	3,14,862	8,66,040	8,98,121
	Total Expenses	12,78,829	8,74,640	12,94,398	48,56,831	54,98,559
3	Profit/(Loss) before Tax	2,23,356	75,628	(75,286)	10,46,905	4,96,259
4	Tax Expense:					
	(1) Current Tax	44,866	17,500	(15,810)	2,19,430	1,04,215
	(2) Short/Excess provision of Tax	-	-	-	-	-
5	Net Profit after Tax	1,78,490	58,128	(59,476)	8,27,475	3,92,045
6	Paid-up equity share capital (Face value: USD 1 per share)	65,000	65,000	65,000	65,000	65,000
7	Earnings per Equity Shares					
	(1) Basic	2.75	0.89	(0.92)	12.73	6.03
	(2) Diluted	2.75	0.89	(0.92)	12.73	6.03

* The above results have been reviewed by the Audit Committee and approved by the Board of Directors at their respective meetings held on April 25, 2024.

* Figures for the corresponding previous period have been regrouped/rearranged, wherever necessary.

For Shakti Pumps USA LLC



Ramesh Patidar
Director
(DIN 00931437)


Place: Pithampur
Date: Apr 25, 2024

SHAKTI PUMPS USA LLC
FLORIDA, USA
Balance Sheet As at 31Mar 2024

(Amount in USD)

S. No.	Particulars	Note No.	As At Mar 31' 2024 (Unaudited)	As At Mar 31' 2023 (Unaudited)
	ASSETS			
1	Non - Current Assets			
(a)	Property, Plant and Equipment	1	-	-
	Total Non-Current Assets		-	-
2	Current Assets			
(a)	Inventories	2	20,77,961	22,84,747
(b)	Financial Assets	3		
(i)	Trade Receivables	3.1	5,75,480	4,30,515
(ii)	Cash and Cash Equivalents	3.2	1,55,087	59,336
(iii)	Other Financial Assets	3.3	1,100	1,100
(c)	Other Current Assets	4	14,85,142	5,60,752
	Total Current Assets		42,94,770	33,36,450
	Total Assets		42,94,770	33,36,450
	EQUITY AND LIABILITIES			
	Equity			
(a)	Equity Share Capital	5	65,000	65,000
(b)	Other Equity	6	37,91,135	29,63,660
	Total Equity		38,56,135	30,28,660
	Liabilities			
1	Non-Current Liabilities		-	-
2	Current Liabilities			
(a)	Financial Liabilities	7		
(i)	Trade Payables	7.1	87,312	1,46,171
(ii)	Other Financial Liabilities	7.2	42,500	45,500
(b)	Other Current Liabilities	8	2,39,626	24,877
(c)	Current Tax Liabilities (Net)	9	69,197	91,242
	Total Current Liabilities		4,38,635	3,07,790
	Total Equity and Liabilities		42,94,770	33,36,450

For Shakti Pumps USA LLC



Place: Pithampur
Date: Apr 25, 2024

Ramesh Patidar
Director
(DIN 00931437)

SHAKTI PUMPS USA LLC

FLORIDA, USA

Cash Flow Statement for the year ended on 31 Mar 2024


(Amount in USD)

	Particulars	2023-24	2022-23
A	Cash flows from operating activities :		
	Net profit before tax	10,46,905	4,96,259
	Adjusted For :		
	Depreciation Exp.	-	1,557
	Profit on sale of Fixed Asset	-	(8,962)
	Operating profit before working capital changes	10,46,905	4,88,854
	Adjusted For :		
	(Increase)/Decrease in Trade Receivables	(1,44,965)	(66,655)
	(Increase)/Decrease in Inventories	2,06,787	(2,73,571)
	Increase/(Decrease) in Trade Payables	(58,860)	1,46,171
	(Increase)/Decrease in financial and other assets	(9,24,391)	2,75,481
	Increase/(Decrease) in financial liabilities and provisions	(3,000)	(59,501)
	Increase/(Decrease) in Other Current Liabilities & Provisions	2,14,749.10	(1,12,962)
	Cash generated from operations	3,37,225	3,97,817
	Income taxes (paid)/refund (net)	(2,41,474)	(81,414)
	Net cash generated from in operating activities (A)	95,749	3,16,403
B	CASH FLOW FROM INVESTING ACTIVITIES		
	Sale of Fixed Assets	-	10,000
	Net Cash Used in Investing Activities (B)	-	10,000
C	CASH FLOW FROM FINANCING ACTIVITIES		
	Dividend Paid (Inc. DDT)	-	(4,55,000)
	Proceeds from issuance of share capital		
	Net Cash Used in Financing Activities (C)	-	(4,55,000)
	Net Change in Cash & Cash Equivalents (A+B+C)	95,749	(1,28,597)
	Cash & Cash Equivalents at the beginning of the year	59,336	1,87,933
	Cash & Cash Equivalents at the end of the year	1,55,087	59,336

Note : 1. Figures in Brackets represent Cash Outflow
2. Cash and cash equivalents comprise of :

Particulars	As At Mar 31, 2024	As At Mar 31, 2023
Cash on hand	-	-
Balance with scheduled banks	1,55,087	59,336
Total	1,55,087	59,336

For Shakti Pumps USA LLC



Place: Pithampur
Date: Apr 25, 2024

Ramesh Patidar
Director
(DIN 00931437)

SHAKTI PUMPS USA LLC

FLORIDA, USA

Statement of Financial Results for the Quarter & Year ended on 31 March 2024


(Amount in Rs.)

S. No.	Particulars	Quarter Ended on			Year Ended on	
		Mar 31' 2024	Dec 31' 2023	Mar 31' 2023	Mar 31' 2024	Mar 31' 2023
		(Unaudited)	(Unaudited)	(Unaudited)	(Unaudited)	(Unaudited)
1	Revenue from Operations	12,23,39,042	7,89,21,094	9,54,45,789	48,46,96,600	47,03,38,601
	Other Income	-	-	7,04,161	-	7,04,161
	Total Revenue	12,23,39,042	7,89,21,094	9,61,49,950	48,46,96,600	47,10,42,762
2	Expenses					
	Cost of Material Consumed	2,37,65,379	6,71,54,923	7,19,41,782	29,17,40,096	38,27,41,150
	Changes in Inventories of Finished Goods, Stock-in-Trade and Work-in-Progress	5,64,22,063	(1,51,10,095)	12,27,165	1,63,22,766	(3,59,94,576)
	Employee Benefits Expenses	52,71,536	46,50,608	34,08,696	1,52,74,435	1,12,36,294
	Finance Costs	9,46,557	10,04,612	6,60,845	43,06,519	33,74,129
	Depreciation and Amortisation Expenses	-	-	117	-	1,22,370
	Other Expenses	1,77,81,295	1,48,45,374	2,47,84,046	7,11,01,913	7,05,69,821
	Total Expenses	10,41,86,829	7,25,45,422	10,20,22,650	39,87,45,729	43,20,49,188
3	Profit/(Loss) before Tax	1,81,52,212	63,75,672	(58,72,700)	8,59,50,871	3,89,93,574
4	Tax Expense:					
	(1) Current Tax	36,44,241	14,72,134	(12,33,261)	1,80,15,196	81,88,655
	(2) Short/Excess provision of Tax	-	-	-	-	-
5	Net Profit after Tax	1,45,07,972	49,03,538	(46,39,440)	6,79,35,675	3,08,04,920
6	Paid-up equity share capital (Face value: USD 1 per share)	65,000	65,000	65,000	65,000	65,000
7	Earnings per Equity Shares					
	(1) Basic	223.20	75.44	(71.38)	1,045.16	473.92
	(2) Diluted	223.20	75.44	(71.38)	1,045.16	473.92

* The above results have been reviewed by the Audit Committee and approved by the Board of Directors at their respective meetings held on April 25, 2024.

* Figures for the corresponding previous period have been regrouped/rearranged, wherever necessary.

For Shakti Pumps USA LLC



Ramesh Patidar
Director
(DIN 00931437)


Place: Pithampur
Date: Apr 25, 2024

SHAKTI PUMPS USA LLC
FLORIDA, USA
Balance Sheet As at 31Mar 2024

(Amount in Rs.)

S. No.	Particulars	Note No.	As At Mar 31' 2024 (Unaudited)	As At Mar 31' 2023 (Unaudited)
	ASSETS			
1	Non - Current Assets			
(a)	Property, Plant and Equipment	1	-	-
	Total Non-Current Assets		-	-
2	Current Assets			
(a)	Inventories	2	17,09,12,266	18,72,35,032
(b)	Financial Assets	3		
	(i) Trade Receivables	3.1	4,73,33,223	3,52,80,676
	(ii) Cash and Cash Equivalents	3.2	1,27,55,907	48,62,625
	(iii) Other Financial Assets	3.3	90,475	90,145
(c)	Other Current Assets	4	12,21,52,938	4,59,53,757
	Total Current Assets		35,32,44,809	27,34,22,234
	Total Assets		35,32,44,809	27,34,22,234
	EQUITY AND LIABILITIES			
	Equity			
(a)	Equity Share Capital	5	33,31,941	33,31,941
(b)	Other Equity	6	31,38,35,301	24,48,66,906
	Total Equity		31,71,67,242	24,81,98,847
	Liabilities			
1	Non-Current Liabilities		-	-
2	Current Liabilities			
(a)	Financial Liabilities	7		
	(i) Trade Payables	7.1	71,81,392	1,19,78,738
	(ii) Other Financial Liabilities	7.2	34,95,625	37,28,725
(b)	Other Current Liabilities	8	1,97,09,086	20,38,673
(c)	Current Tax Liabilities (Net)	9	56,91,464	74,77,250
	Total Current Liabilities		3,60,77,567	2,52,23,387
	Total Equity and Liabilities		35,32,44,809	27,34,22,234

For Shakti Pumps USA LLC



Place: Pithampur
Date: Apr 25, 2024

Ramesh Patidar
Director
(DIN 00931437)