




SUBMERSIBLE PUMPS & MOTORS

SGS SERIES (60 Hz)



Contents



	Page No.
Introduction	02
Features	02
Applications	02
Material specifications	02
Type key	03
 Performance curve & Technical Data	
4" Submersible Pumps	
10 SGS	05-06
13 SGS	07-08
18 SGS	09-10
25 SGS	11-12
40 SGS	13-14
50 SGS	15-16

INTRODUCTION

Shakti 4ss pumps series is a robust 4" pumps designed for long life operation, it is built mainly in a special Floating type impeller the design is to enhance the overall performance of pumps.

The optimal design of impeller and diffuser enables the best possible hydraulic efficiency. Built-in check valve prevents back flow and reduces the risk of water hammering. All vital components of these pumps are made up of corrosive resistance thermoplastic and the shaft is of SS 304.

FEATURES

- Simple installation and maintenance free
- Pump impellers are floating type.
- High efficiency design for low operation cost.
- Longer and trouble free life
- Wide hydraulic range.

APPLICATIONS

- Domestic & Residential water supply
- Gardening and Small Farm Irrigation
- Washing systems
- Civil Applications use.
- Fountains

MATERIAL SPECIFICATION

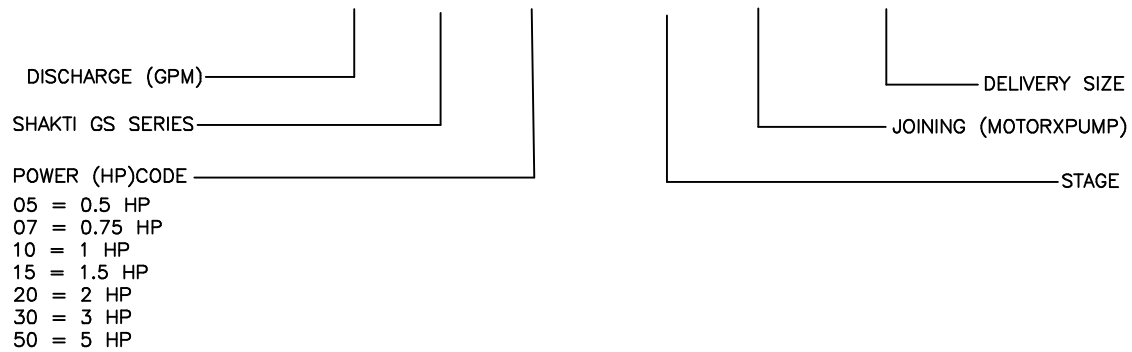
Components	Material
Pump Outer Sleeve	AISI SS 304
Discharge Casing	AISI SS 304
Suction Casing	AISI SS 304
Diffuser	Noryl (PC)
Impeller	Noryl (POM)
Pump Shaft	AISI SS 304
Shaft Coupling	AISI SS 304
Wear Ring	AISI SS 304

TYPE KEY



EXAMPLE

PUMP 13SGS05 - 4 (4x4)1.25" NPT

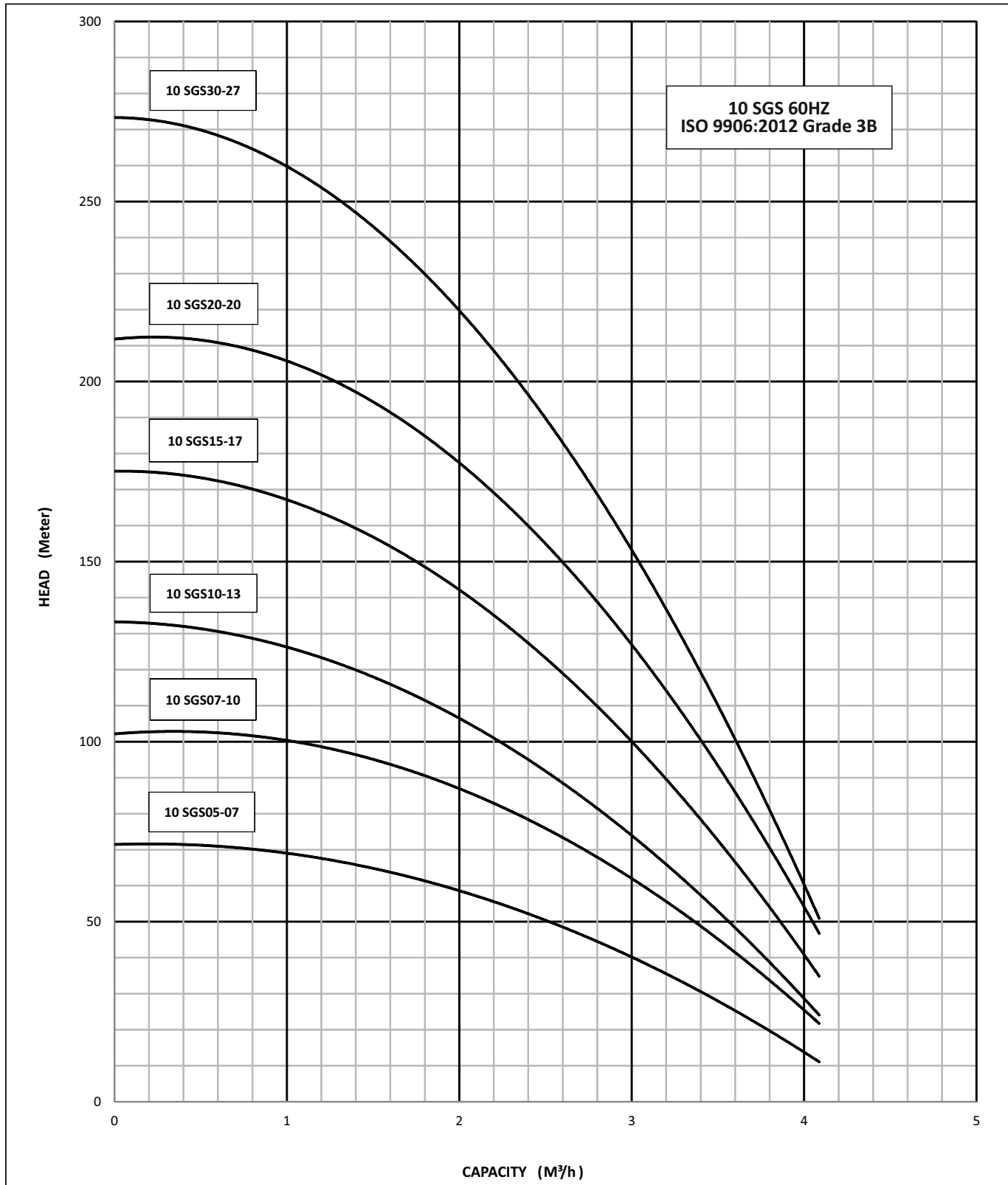


Performance Curve and Technical Data

4 Inch Submersibles

PERFORMANCE CURVE

SUBMERSIBLE PUMPS 10 SGS



Specifications subject to change without notice.
4" Motor Standard, 3450 RPM

2 WIRE

PUMP TYPE	FIG.	Motor			DIMENSIONS (mm)						NET WEIGHT (KG)	
		TYPE	Power (kW)	PH	DISCH. SIZE Rp	A	B	C	D	E	PUMP	MOTOR
10SGS05- 7	A	PREMIUM 100	0.37	1	1.25"	743	343	400	95	99	3.3	12.9
10SGS07- 10	A	PREMIUM 100	0.55	1	1.25"	847	372	475	95	99	4.1	14.9
10SGS10- 13	A	PREMIUM 100	0.75	1	1.25"	943	393	550	95	99	4.9	12.9
10SGS15- 17	A	PREMIUM 100	1.1	1	1.25"	1,093	443	650	95	99	5.7	14.9

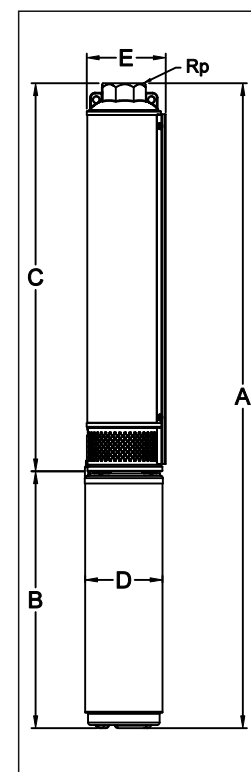


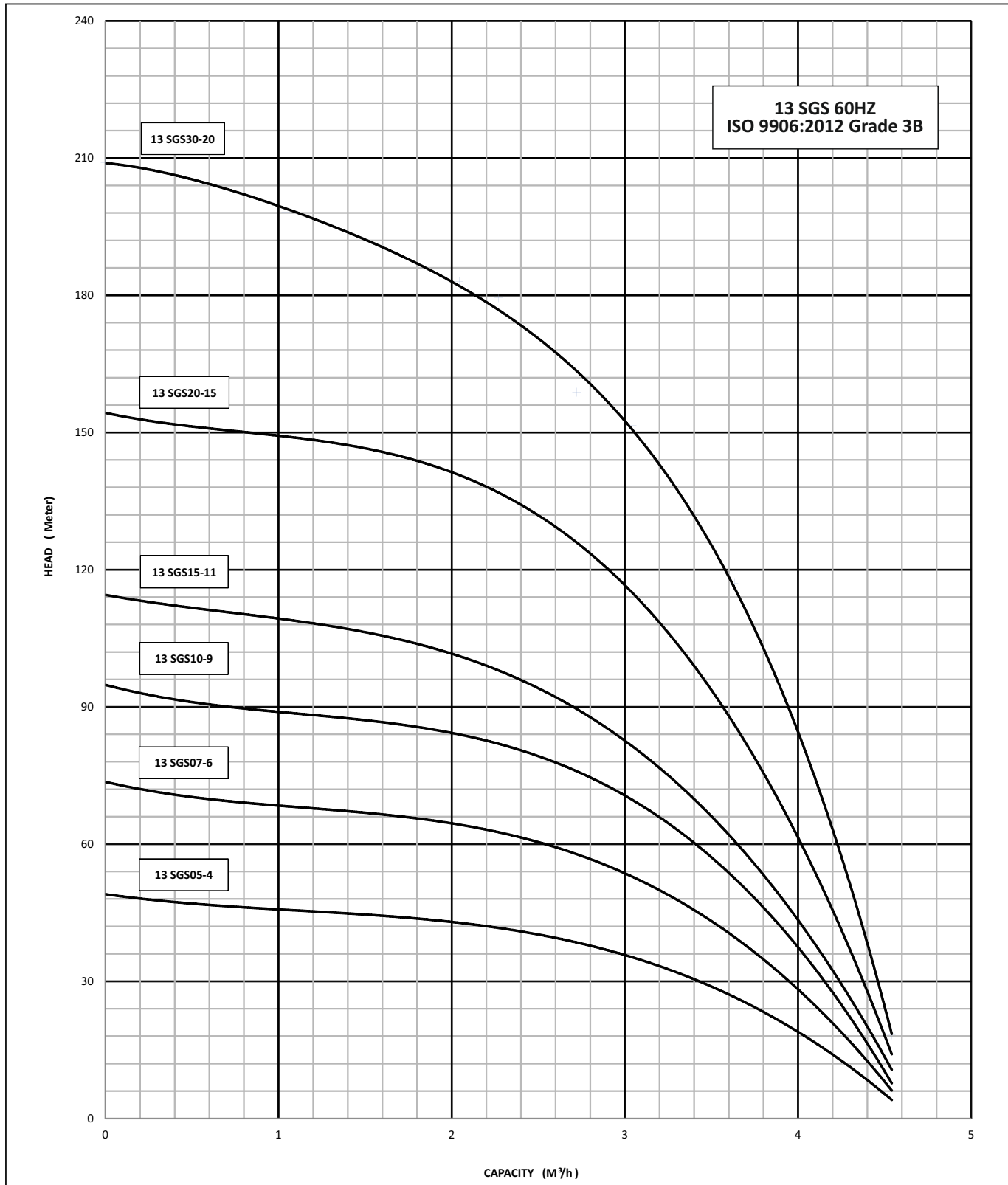
FIG. A

3 WIRE

PUMP TYPE	FIG.	Motor			DIMENSIONS (mm)						NET WEIGHT (KG)	
		TYPE	Power (kW)	PH	DISCH. SIZE Rp	A	B	C	D	E	PUMP	MOTOR
10SGS05- 7	A	PREMIUM 100	0.37	1	1.25"	638	238	400	95	99	3.3	8.7
				3		667	267					10.1
10SGS07- 10	A	PREMIUM 100	0.55	1	1.25"	763	288	475	95	99	4.1	11.0
				3		738	263					10.1
10SGS10- 13	A	PREMIUM 100	0.75	1	1.25"	838	288	550	95	99	4.9	11.0
				3		838	288					11.0
10SGS15- 17	A	PREMIUM 100	1.1	1	1.25"	986	336	650	95	99	5.7	13.0
				3		986	336					13.0
10SGS20- 20	A	PREMIUM 100.5	1.5	1	1.25"	1,158	400	758	95	99	6.4	15.7
				3		1,158	400					15.7
10SGS30- 27	A	PREMIUM 101	2.2	1	1.25"	1,479	545	934	95	99	8.1	21.9
				3		1,479	545					21.9

PERFORMANCE CURVE

SUBMERSIBLE PUMPS 13 SGS



Specifications subject to change without notice.
4" Motor Standard, 3450 RPM

2 WIRE

PUMP TYPE	FIG.	Motor			DIMENSIONS (mm)						NET WEIGHT (KG)	
		TYPE	Power (kW)	PH	DISCH. SIZE Rp	A	B	C	D	E	PUMP	MOTOR
13 SGS05- 4	A	PREMIUM 100	0.37	1	1.25"	668	343	325	95	99	2.6	12.9
13SGS07- 6	A	PREMIUM 100	0.55	1	1.25"	745	372	373	95	99	2.9	14.9
13SGS10- 9	A	PREMIUM 100	0.75	1	1.25"	843	393	450	95	99	3.6	12.9
13SGS15- 11	A	PREMIUM 100	1.1	1	1.25"	941	443	498	95	99	4.2	14.9

3 WIRE

PUMP TYPE	FIG.	Motor			DIMENSIONS (mm)						NET WEIGHT (KG)	
		TYPE	Power (kW)	PH	DISCH. SIZE Rp	A	B	C	D	E	PUMP	MOTOR
13 SGS05- 4	A	PREMIUM 100	0.37	1	1.25"	563	238	325	95	99	2.6	8.7
				3		592	267					10.1
13SGS07- 6	A	PREMIUM 100	0.55	1	1.25"	661	288	373	95	99	2.9	11.0
				3		636	263					10.1
13SGS10- 9	A	PREMIUM 100	0.75	1	1.25"	738	288	450	95	99	3.6	11.0
				3		738	288					11.0
13SGS15- 11	A	PREMIUM 100	1.1	1	1.25"	834	336	498	95	99	4.2	13.0
				3		834	336					13.0
13SGS20- 15	A	PREMIUM 100.5	1.5	1	1.25"	999	400	599	95	99	5.2	15.7
				3		999	400					15.7
13SGS30- 20	A	PREMIUM 101	2.2	1	1.25"	1,302	545	757	95	99	6.4	21.9
				3		1,302	545					21.9

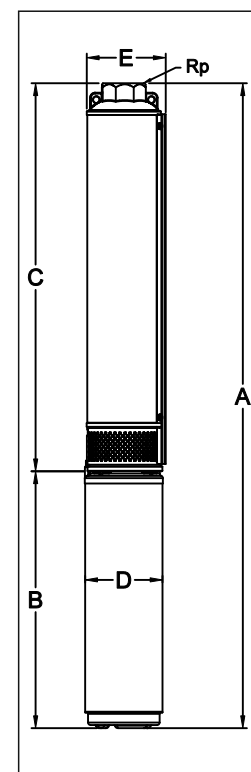
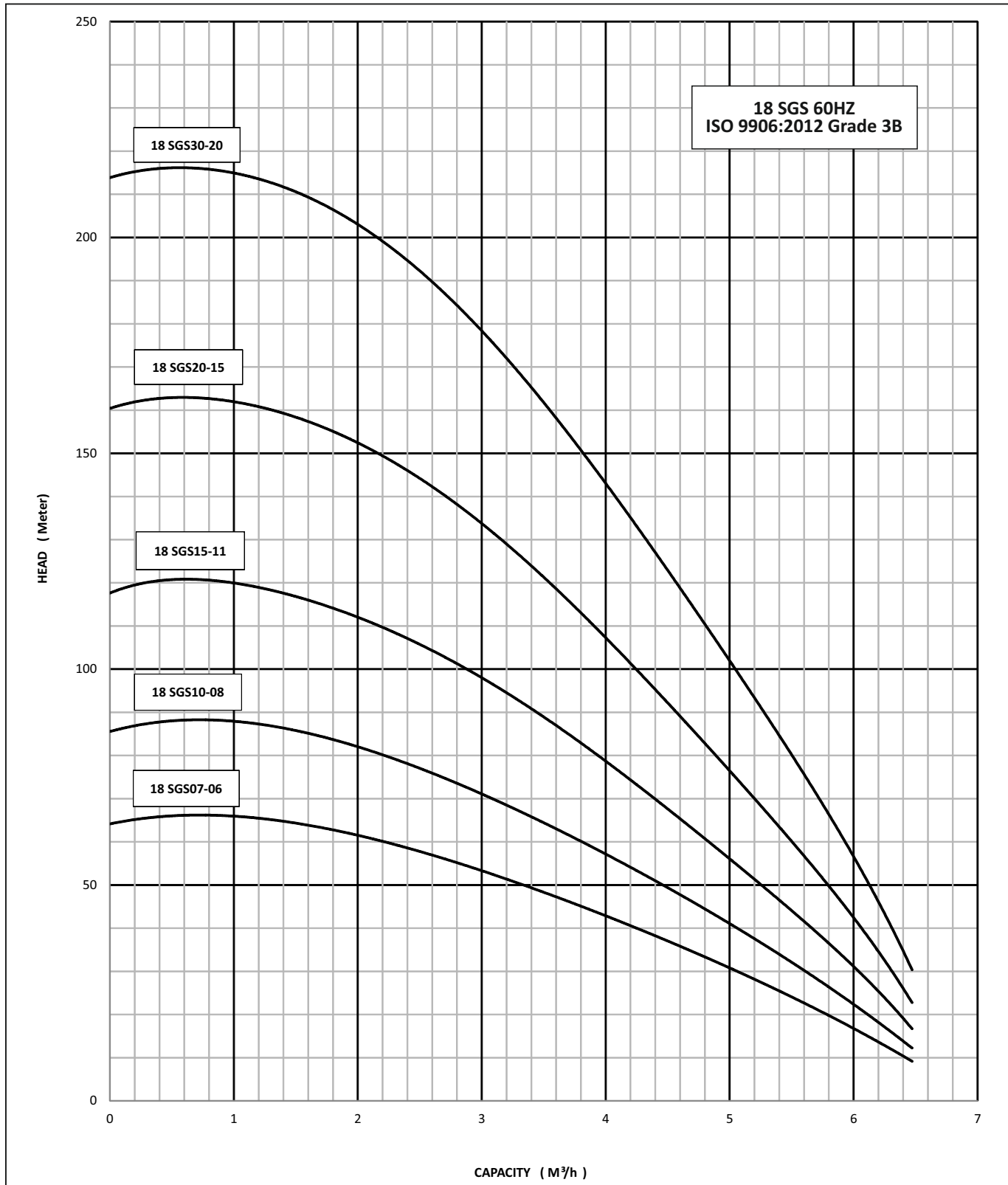


FIG. A

PERFORMANCE CURVE

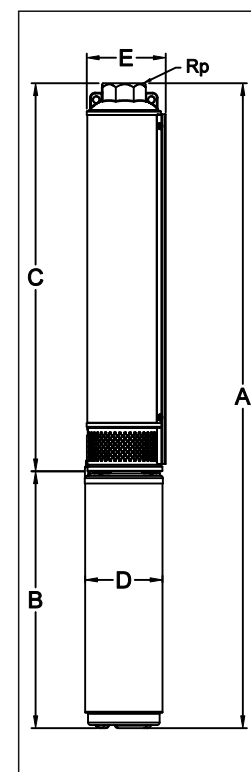
SUBMERSIBLE PUMPS 18 SGS



Specifications subject to change without notice.
4" Motor Standard, 3450 RPM

2 WIRE

PUMP TYPE	FIG.	Motor			DIMENSIONS (mm)						NET WEIGHT (KG)	
		TYPE	Power (kW)	PH	DISCH. SIZE Rp	A	B	C	D	E	PUMP	MOTOR
18 SGS07- 6	A	PREMIUM 100	0.55	1	1.25"	766	372	394	95	99	3.1	14.9
18 SGS10- 8	A	PREMIUM 100	0.75	1	1.25"	832	393	439	95	99	3.7	12.9
18 SGS15-11	A	PREMIUM 100	1.1	1	1.25"	961	443	518	95	99	4.4	14.9

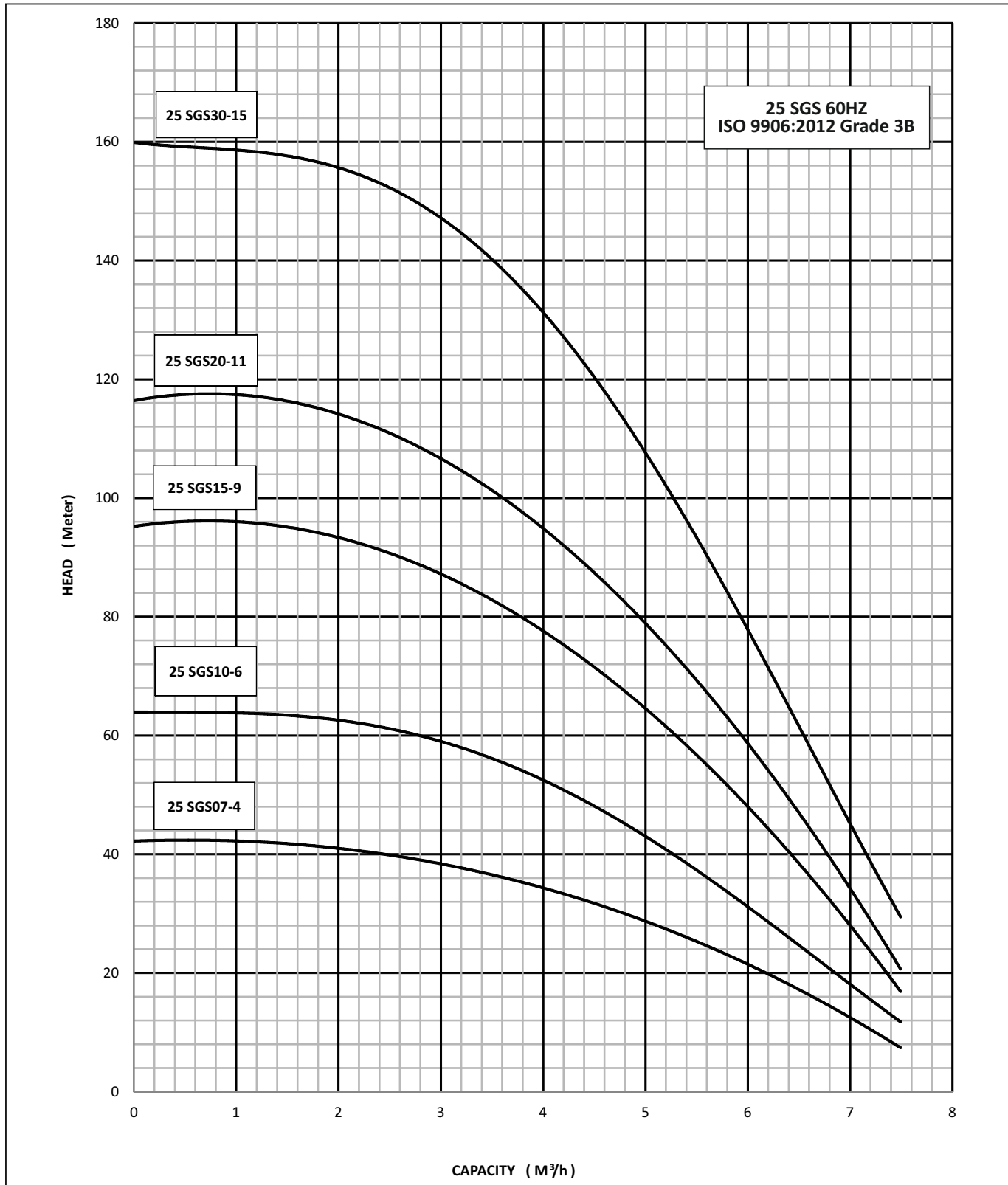

3 WIRE

PUMP TYPE	FIG.	Motor			DIMENSIONS (mm)						NET WEIGHT (KG)	
		TYPE	Power (kW)	PH	DISCH. SIZE Rp	A	B	C	D	E	PUMP	MOTOR
18 SGS07- 6	A	PREMIUM 100	0.55	1	1.25"	682	288	394	95	99	3.1	11.0
				3		657	263					10.1
18 SGS10- 8	A	PREMIUM 100	0.75	1	1.25"	727	288	439	95	99	3.7	11.0
				3		727	288					11.0
18 SGS15-11	A	PREMIUM 100	1.1	1	1.25"	854	336	518	95	99	4.4	13.0
				3		854	336					13.0
18 SGS20- 15	A	PREMIUM 100.5	1.5	1	1.25"	1,063	400	663	95	99	5.7	15.7
				3		1,063	400					15.7
18 SGS30- 20	A	PREMIUM 101	2.2	1	1.25"	1,343	545	798	95	99	6.7	21.9
				3		1,343	545					21.9

FIG. A

PERFORMANCE CURVE

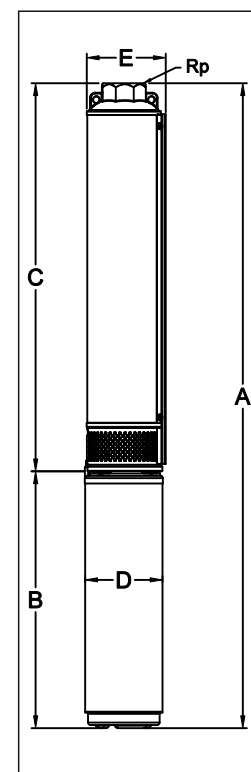
SUBMERSIBLE PUMPS 25 SGS



Specifications subject to change without notice.
4" Motor Standard, 3450 RPM

2 WIRE

PUMP TYPE	FIG.	Motor			DIMENSIONS (mm)						NET WEIGHT (KG)	
		TYPE	Power (kW)	PH	DISCH. SIZE Rp	A	B	C	D	E	PUMP	MOTOR
25 SGS07- 4	A	PREMIUM 100	0.55	1	1.25"	712	372	340	95	99	2.6	14.9
25 SGS10- 6	A	PREMIUM 100	0.75	1	1.25"	794	393	401	95	99	3.2	12.9
25 SGS15- 9	A	PREMIUM 100	1.1	1	1.25"	931	443	488	95	99	4.0	14.9

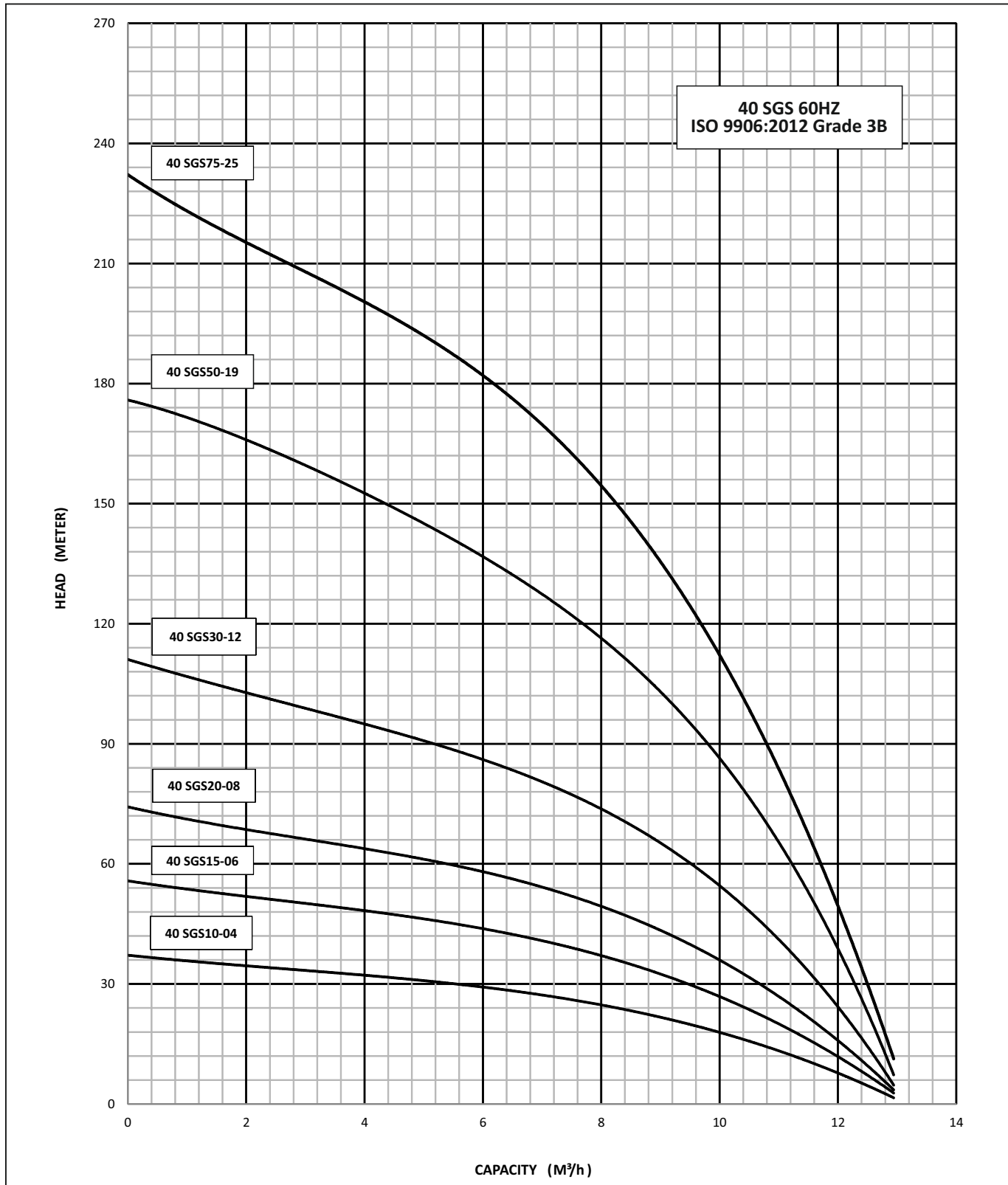

3 WIRE

PUMP TYPE	FIG.	Motor			DIMENSIONS (mm)						NET WEIGHT (KG)	
		TYPE	Power (kW)	PH	DISCH. SIZE Rp	A	B	C	D	E	PUMP	MOTOR
25 SGS07- 4	A	PREMIUM 100	0.55	1	1.25"	628	288	340	95	99	3	11.0
				3		603	263					10.1
25 SGS10- 6	A	PREMIUM 100	0.75	1	1.25"	689	288	401	95	99	3	11.0
				3		689	288					11.0
25 SGS15- 9	A	PREMIUM 100	1.1	1	1.25"	824	336	488	95	99	4	13.0
				3		824	336					13.0
25 SGS20- 11	A	PREMIUM 100.5	1.5	1	1.25"	946	400	546	95	99	5	15.7
				3		946	400					15.7
25 SGS30- 15	A	PREMIUM 101	2.2	1	1.25"	1,241	545	696	95	99	6	21.9
				3		1,241	545					21.9

FIG. A

PERFORMANCE CURVE

SUBMERSIBLE PUMPS 40 SGS



Specifications subject to change without notice.
4" Motor Standard, 3450 RPM

2 WIRE

PUMP TYPE	FIG.	Motor			DIMENSIONS (mm)						NET WEIGHT (KG)	
		TYPE	Power (kW)	PH	DISCH. SIZE Rp	A	B	C	D	E	PUMP	MOTOR
40 SGS10- 4	A	PREMIUM 100	0.75	1	1.5"	761	393	368	95	99	2.7	12.9
40 SGS15- 6	A	PREMIUM 100	1.1	1	1.5"	882	443	439	95	99	3.3	14.9

3 WIRE

PUMP TYPE	FIG.	Motor			DIMENSIONS (mm)						NET WEIGHT (KG)	
		TYPE	Power (kW)	PH	DISCH. SIZE Rp	A	B	C	D	E	PUMP	MOTOR
40 SGS10- 4	A	PREMIUM 100	0.75	1	1.5"	656	288	368	95	99	2.9	11.0
				3		656	288					11.0
40 SGS15- 6	A	PREMIUM 100	1.1	1	1.5"	775	336	439	95	99	3.6	13.0
				3		775	336					13.0
40 SGS20- 8	A	PREMIUM 100.5	1.5	1	1.5"	913	400	513	95	99	4.2	15.7
				3		913	400					15.7
40 SGS30- 12	A	PREMIUM 101	2.2	1	1.5"	1236	545	691	95	99	5.5	21.9
				3		1236	545					21.9
40 SGS50- 19	A	PREMIUM 101	3.7	1	1.5"	1644	697	947	95	99	7.8	29.5
				3		1530	583					29.5
40 SGS75- 25	A	PREMIUM 101	5.5	3	1.5"	1940	774	1166	95	99	9.6	33.1

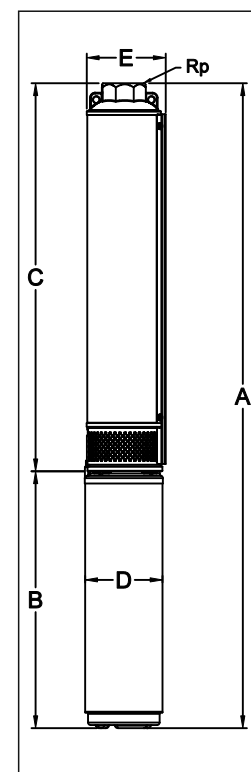
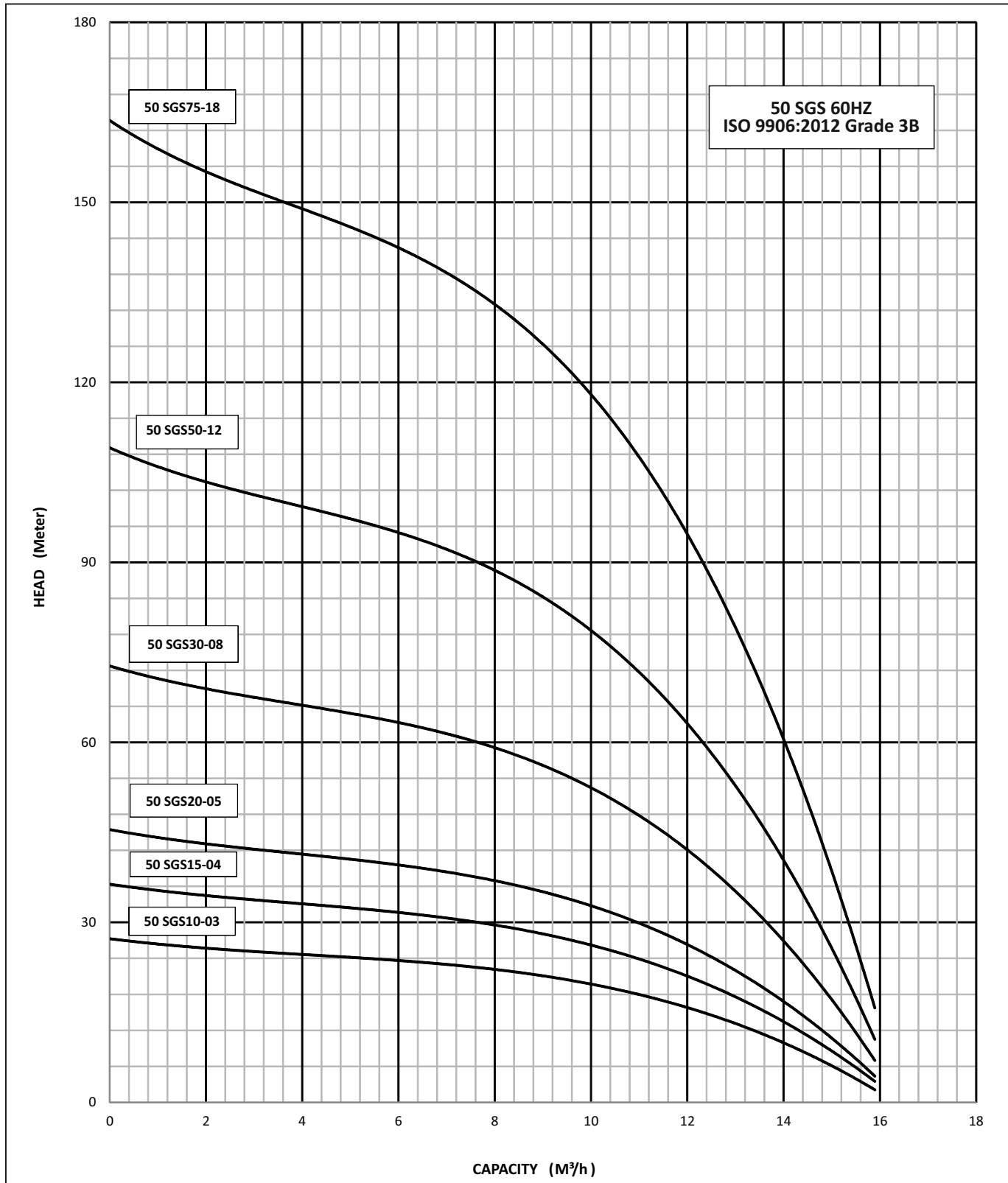


FIG. A

PERFORMANCE CURVE

SUBMERSIBLE PUMPS 50 SGS



Specifications subject to change without notice.
4" Motor Standard, 3450 RPM

2 WIRE

PUMP TYPE	FIG.	Motor			DIMENSIONS (mm)						NET WEIGHT (KG)	
		TYPE	Power (kW)	PH	DISCH. SIZE Rp	A	B	C	D	E	PUMP	MOTOR
50 SGS10- 3	A	PREMIUM 100	0.75	1	2.0"	733	393	340	95	99	2.4	12.9
50 SGS15- 4	A	PREMIUM 100	1.1	1	2.0"	824	443	381	95	99	2.7	14.9

3 WIRE

PUMP TYPE	FIG.	Motor			DIMENSIONS (mm)						NET WEIGHT (KG)	
		TYPE	Power (kW)	PH	DISCH. SIZE Rp	A	B	C	D	E	PUMP	MOTOR
50 SGS10- 3	A	PREMIUM 100	0.75	1	2.0"	628	288	340	95	99	2.4	11.0
				3		628	288					11.0
50 SGS15- 4	A	PREMIUM 100	1.1	1	2.0"	717	336	381	95	99	2.7	13.0
				3		717	336					13.0
50 SGS20- 5	A	PREMIUM 100.5	1.5	1	2.0"	822	400	422	95	99	3.0	15.7
				3		822	400					15.7
50 SGS30- 8	A	PREMIUM 101	2.2	1	2.0"	1086	545	541	95	99	4.2	21.9
				3		1086	545					21.9
50 SGS50- 12	A	PREMIUM 101	3.7	1	2.0"	1431	697	734	95	99	2.3	29.5
				3		1317	583					29.5
50 SGS75- 18	A	PREMIUM 101	5.5	3	2.0"	1747	774	973	95	99	3.1	33.1

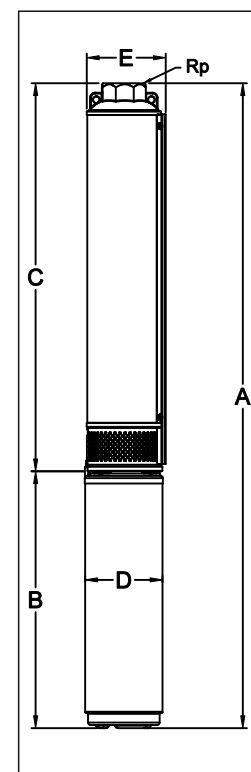
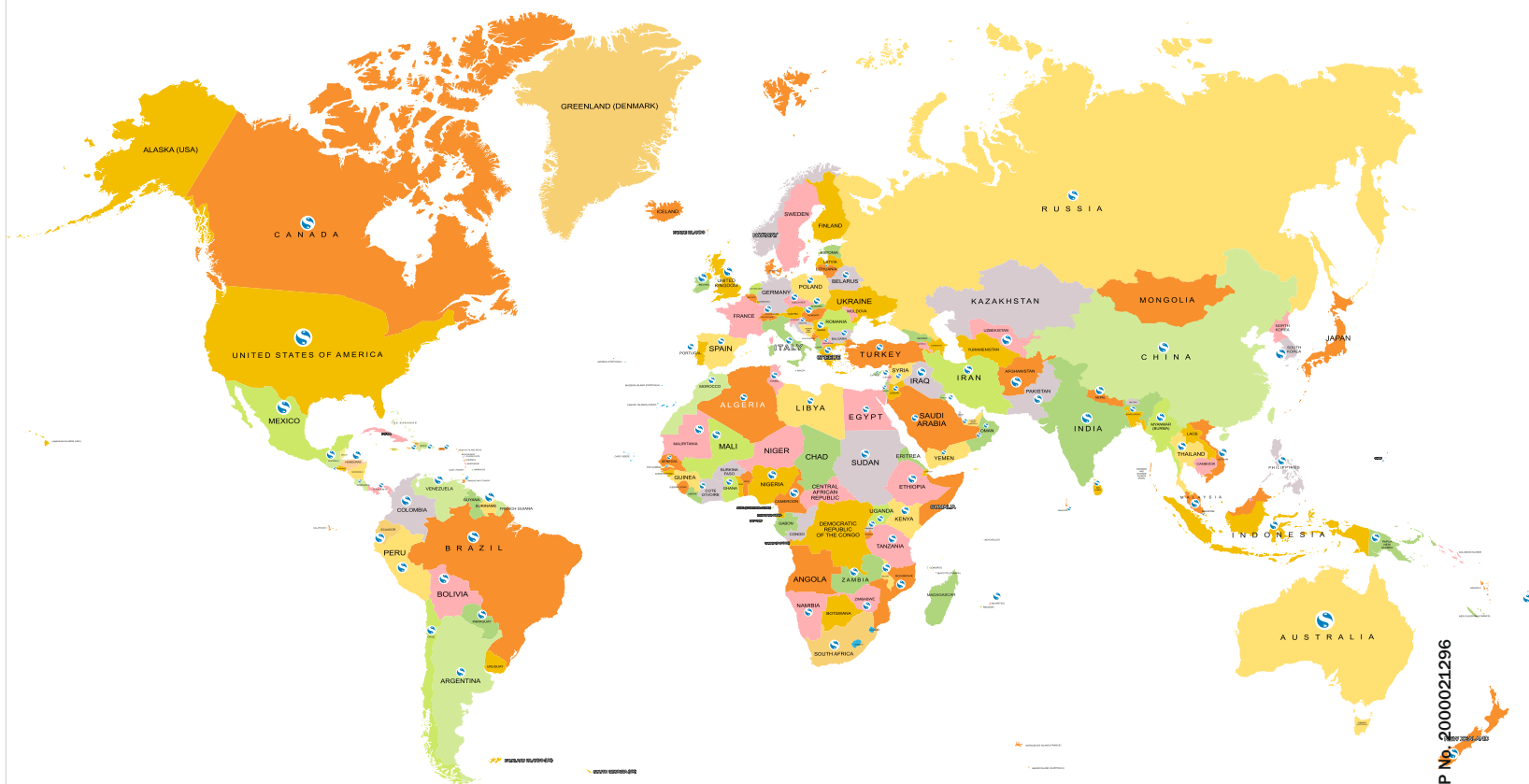


FIG. A



Feb./2023-24 /L1/000 VC-0000

SAP No. 20000021296

SHAKTI PUMPS (INDIA) LIMITED

Plot No. 401, 402, & 413, Industrial Area, Sector - 3, Pithampur, Dist. Dhar - 454774 (M.P.) India
 Fax: +91-7292 410645, E-mail: info@shaktipumps.com, Visit us at : www.shaktipumps.com